


TOWN
SQUARE
DUBAI


by NSHAMA



PARK VIEWS

RAWDA APARTMENTS







THE MASTER PLAN

Town Square Dubai



Green & Jogging Trails



Cycling Trail



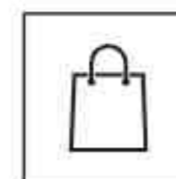
Green Area



Town Square Park



Sports Area



Retail Outlets



Cinemas



Boutique Hotel



TOWN SQUARE DUBAI

Real Homes
Real Communities

Town Square Dubai is the realization of an ultra-modern concept in urban living.

Designed to offer convenience, the community is marked by a unique central park and its spectacular immediate surroundings, with plenty of green space, as well as walking, jogging and cycling trails to explore.



A UNIQUELY MODERN COMMUNITY

Town Square Dubai is a highly desirable residential community in close proximity to Al Qudra & Sheikh Mohammed Bin Zayed Road, enabling you to live in comfort and style while enjoying all the city has to offer.


PARK VIEWS

RAWDA APARTMENTS

EXCLUSIVE LIFESTYLES & INCLUSIVE LIVING SPACES

Set in a prime park-side location, Parkview, Rawda Apartments features a residential apartment building with views of Town Square Dubai Park, the Courtyard and the Boulevard.

Residents benefit from access to swimming pools, children's pools, play areas and a gym. There is no lack of things to do for you and your family.





STUNNING INTERIORS

In a tranquil and intimate setting, Parkview, Rawda Apartments combines the most extraordinary interior spaces and finishes with common recreational features and amenities to provide 500,000 sqft of remarkable living.

With sizes varying between 64 sqm and 256 sqm, each apartment gives the residents the best of both worlds: a lively mixed-use community and a haven of absolute intimacy.






WHERE **SPACE** & TIME ARE TRULY **YOURS**

The architecture blends traditional with contemporary and offers residents a myriad of restaurants, shops, swimming pools and other amenities. All these facilities complement the project's unique living experience all year round.

Unique Living Experience



AMENITIES





RETAIL in TOWN SQUARE DUBAI



ONE BEDROOM

UNIT TYPE 1A-3

AREA	MIN	MAX
SUITE	56.62 Sq.m /609.45 Sq.ft	56.62 Sq.m/609.45 Sq.ft
BALCONY	35.40 Sq.m /381.04 Sq.ft	35.40 Sq.m /381.04 Sq.ft
TOTAL BUILT-UP AREA	92.02 Sq.m /990.49 Sq.ft	92.02 Sq.m /990.49 Sq.ft



*Balcony sizes vary

Disclaimer

1. All room dimensions are in metric and measured to structural elements and exclude wall finishes and construction tolerances.
2. All dimensions have been provided by our consultant architects.
3. All materials, dimensions, drawings features and amenities are approximate at the time of printing.
4. Actual area may vary from stated area and unit direction may vary from unit to unit. Drawings not to scale E&EO. The developer reserves the right to make revisions to the floor plans and any features, materials, dimensions, drawings and amenities mentioned in this brochure without notice.

ONE BEDROOM

UNIT TYPE 1A-6

AREA	MIN	MAX
SUITE	58.23 Sq.m /626.78 Sq.ft	58.26 Sq.m /627.11 Sq.ft
BALCONY	7.23 Sq.m /77.82 Sq.ft	7.79 Sq.m /83.85 Sq.ft
TOTAL BUILT-UP AREA	65.46 Sq.m /704.61 Sq.ft	66.05 Sq.m /710.96 Sq.ft



*Balcony sizes vary

Disclaimer

1. All room dimensions are in metric and measured to structural elements and exclude wall finishes and construction tolerances.
2. All dimensions have been provided by our consultant architects.
3. All materials, dimensions, drawings features and amenities are approximate at the time of printing.
4. Actual area may vary from stated area and unit direction may vary from unit to unit. Drawings not to scale E&EO. The developer reserves the right to make revisions to the floor plans and any features, materials, dimensions, drawings and amenities mentioned in this brochure without notice.

TWO BEDROOM

UNIT TYPE 2B-1

AREA	MIN	MAX
SUITE	81.00 Sq.m /871.88 Sq.ft	81.00 Sq.m /871.88 Sq.ft
BALCONY	69.73 Sq.m /750.57 Sq.ft	69.73 Sq.m /750.57 Sq.ft
TOTAL BUILT-UP AREA	150.73 Sq.m /1,622.44 Sq.ft	150.73 Sq.m /1,622.44 Sq.ft



*Balcony sizes vary

Disclaimer

1. All room dimensions are in metric and measured to structural elements and exclude wall finishes and construction tolerances.
2. All dimensions have been provided by our consultant architects.
3. All materials, dimensions, drawings features and amenities are approximate at the time of printing.
4. Actual area may vary from stated area and unit direction may vary from unit to unit. Drawings not to scale E&EO. The developer reserves the right to make revisions to the floor plans and any features, materials, dimensions, drawings and amenities mentioned in this brochure without notice.

TWO BEDROOM

UNIT TYPE 2C-2

AREA	MIN	MAX
SUITE	89.08 Sq.m /958.85 Sq.ft	89.33 Sq.m /961.54 Sq.ft
BALCONY	16.97 Sq.m /182.66 Sq.ft	17.03 Sq.m /183.31 Sq.ft
TOTAL BUILT-UP AREA	106.05 Sq.m /1,141.51 Sq.ft	106.35 Sq.m /1,144.74 Sq.ft



*Balcony sizes vary

Disclaimer

1. All room dimensions are in metric and measured to structural elements and exclude wall finishes and construction tolerances.
2. All dimensions have been provided by our consultant architects.
3. All materials, dimensions, drawings features and amenities are approximate at the time of printing.
4. Actual area may vary from stated area and unit direction may vary from unit to unit. Drawings not to scale E&EO. The developer reserves the right to make revisions to the floor plans and any features, materials, dimensions, drawings and amenities mentioned in this brochure without notice.

THREE BEDROOM
UNIT TYPE 3A-4

AREA	MIN	MAX
SUITE	121.91 Sq.m / 1,312.23 Sq.ft	121.97 Sq.m / 1,312.87 Sq.ft
BALCONY	24.48 Sq.m / 263.50 Sq.ft	24.54 Sq.m / 264.15 Sq.ft
TOTAL BUILT-UP AREA	146.45 Sq.m / 1,576.37 Sq.ft	146.45 Sq.m / 1,576.37 Sq.ft



Disclaimer

1. All room dimensions are in metric and measured to structural elements and exclude wall finishes and construction tolerances.
2. All dimensions have been provided by our consultant architects.
3. All materials, dimensions, drawings features and amenities are approximate at the time of printing.
4. Actual area may vary from stated area and unit direction may vary from unit to unit. Drawings not to scale E&EO. The developer reserves the right to make revisions to the floor plans and any features, materials, dimensions, drawings and amenities mentioned in this brochure without notice.

THREE BEDROOM
UNIT TYPE 3B-3

AREA	MIN	MAX
SUITE	126.05 Sq.m / 1,356.79 Sq.ft	126.05 Sq.m / 1,356.79 Sq.ft
BALCONY	25.76 Sq.m / 277.28 Sq.ft	25.76 Sq.m / 277.28 Sq.ft
TOTAL BUILT-UP AREA	151.81 Sq.m / 1,634.07 Sq.ft	151.81 Sq.m / 1,634.07 Sq.ft



*Balcony sizes vary

Disclaimer

1. All room dimensions are in metric and measured to structural elements and exclude wall finishes and construction tolerances.
2. All dimensions have been provided by our consultant architects.
3. All materials, dimensions, drawings features and amenities are approximate at the time of printing.
4. Actual area may vary from stated area and unit direction may vary from unit to unit. Drawings not to scale E&EO. The developer reserves the right to make revisions to the floor plans and any features, materials, dimensions, drawings and amenities mentioned in this brochure without notice.



TOWN
SQUARE
DUBAI

by N SHAMA TM

CONTACT US

Toll Free : 800 37373

Hotline : +971 52 754 3244

Email : sales@drehomes.com

Visit Us For More Info:-

<https://drehomes.com/property/nshama-parkviews-rawda-town-square/>