

360 RIVERSIDE (RESCENT



SOBHA HARTLAND II





## Superheading the SOBHA WAY

Sobha Realty redefines the concept of luxury residential living with a repertoire of real estate projects across Dubai.

With razor-sharp focus on quality and innovation, it has created a plethora of iconic spaces such as extravagant palaces, ornate mosques, cutting edge campuses and ultra-luxurious communities with grand villas and apartments.

Pioneering the 'Backward Integration' model in real estate, Sobha Realty employs in-house mastery to create a unique offering of fine living that extends beyond the customer's expectations.



## Backward Integration *Forward Thinking*

### DESIGN

Efficiently conceptualized.

### ENGINEERING & CONTRACTING

Minutely scrutinized to precision.

### MATERIAL SOURCING


Usage of world-class technology for manufacturing.

### CRAFTSMANSHIP

Impeccable attention to detail from conceptualization to delivery

### QUALITY CONTROL

Setting a new benchmark globally.







Life

is a circle

Make every degree count.





Experience  
360° of life,

where every angle matters.



# Find your connection





# 360 Riverside Crescent

A new landmark that connects to everything in your life that matters.

*360 Riverside Crescent.*

*It's set on the stage of Sobha Hartland II – a stunning new 8 million Sq.ft. waterfront neighbourhood, a world of its own draped with beach, lagoons, nature, and open spaces.*





310 RIVERSIDE CRESCENT



320 RIVERSIDE CRESCENT



330 RIVERSIDE CRESCENT



340 RIVERSIDE CRESCENT



350 RIVERSIDE CRESCENT



360 RIVERSIDE CRESCENT





# The Circle

of life is complete at  
*360 Riverside Crescent.*





# 360° connection with water

Water is life. It surrounds us, flows through us, and sustains us. Connect with water like never before with beautiful lagoons, rivers, and water bodies everywhere.

*Swim, soak, sail, and surf in the crystal-clear waters.*





# 360° connection with the community

It's more than just sharing space. It's about creating a 360° connection, support, and sense of belonging.

*Create a circle of trust, care and love with like-minded.*







## 360° connection with the nature

Connect with nature and bring harmony, peace, and balance by your side. Be surrounded by lush landscape.

*Life is different when nature is your home, not a place to visit.*







# 360° with Open Spaces

Set your mind free with over 8 million square feet.  
Space to breathe, space to live freely.

*Expand your horizons, possibilities, and adventure.*



# Views to circle back

*Look all around and be amazed.*

Experience clear views of the Dubai Al Ain Road, the majestic Meydan Racecourse, the pulsating city skyline, the calming waters and the greens.

*Take it up a notch with Sky Gardens and the podium.*

You get the best perspective at 360°



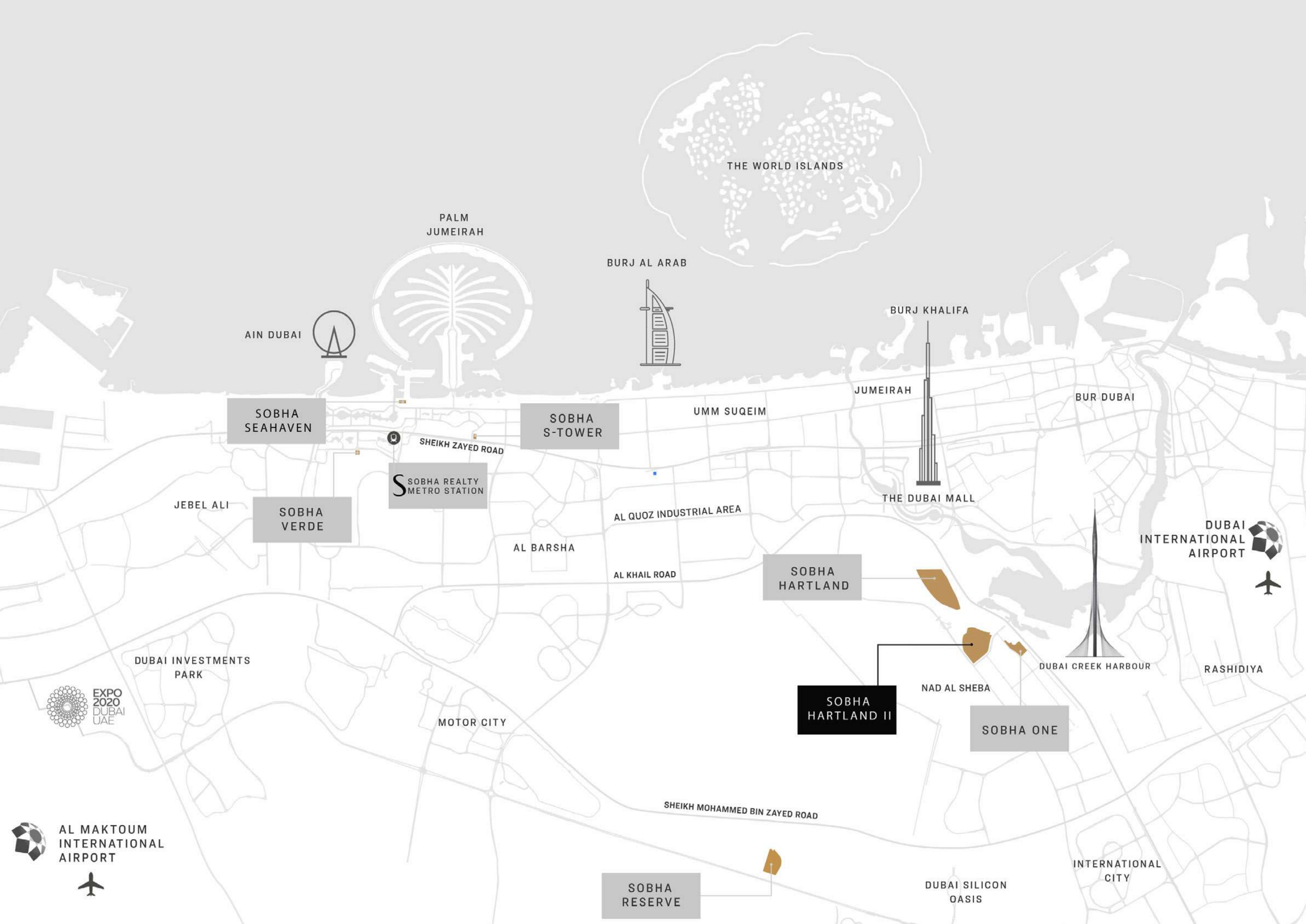




360 RIVERSIDE CRESCENT

Go for the whole 360° Don't settle for a slice of life.





THE WORLD ISLANDS

PALM JUMEIRAH

BURJ AL ARAB

BURJ KHALIFA

AIN DUBAI

BUR DUBAI

SOBHA SEAHAVEN

SOBHA S-TOWER

UMM SUQEIM

JUMEIRAH

SHEIKH ZAYED ROAD

SOBHA REALTY METRO STATION

THE DUBAI MALL

JEBEL ALI

SOBHA VERDE

AL QUOZ INDUSTRIAL AREA

AL BARSHA

AL KHAIL ROAD

SOBHA HARTLAND

DUBAI INTERNATIONAL AIRPORT

DUBAI INVESTMENTS PARK

MOTOR CITY

NAD AL SHEBA

SOBHA HARTLAND II

SOBHA ONE

DUBAI CREEK HARBOUR

RASHIDIYA

SHEIKH MOHAMMED BIN ZAYED ROAD

SOBHA RESERVE

DUBAI SILICON OASIS

INTERNATIONAL CITY

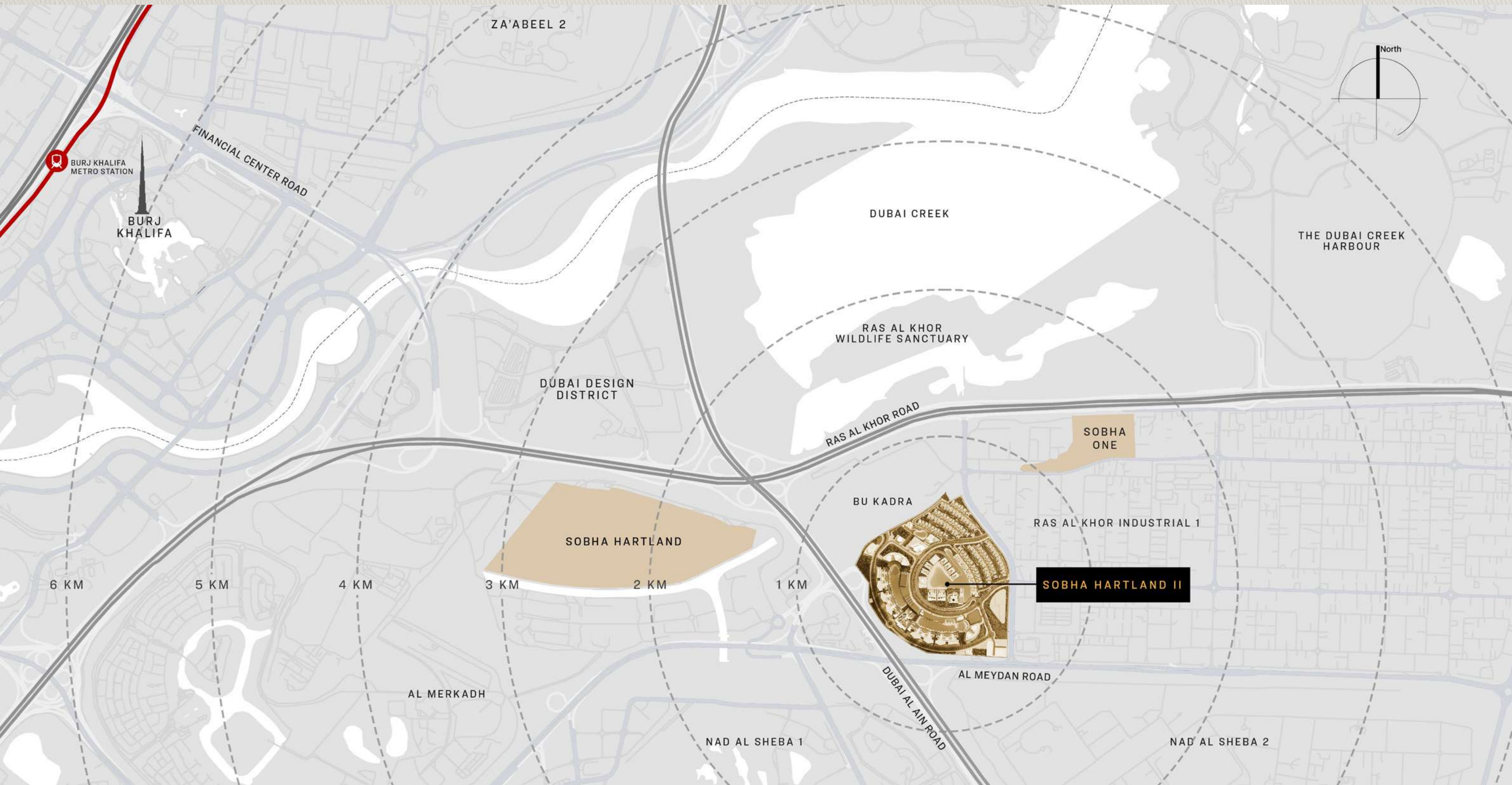


AL MAKTUUM INTERNATIONAL AIRPORT






# Location Map















SOBHA

SOBHA



# 360° Pampering

Refresh, relax, and rejuvenate your mind and body with clubhouse-style amenities right at home.

Communal amenities



Interconnected community





Kids play area



Open Parks






Water sports activities



Running tracks





## Sports

Paddle | Tennis court | Badminton  
Squash | Half Basketball court



## State-of-the-art infinity pool





Retail and restaurants



Outdoor and indoor gyms

