

Rivana

THE VALLEY

EMAAR

KAI

EMAAR

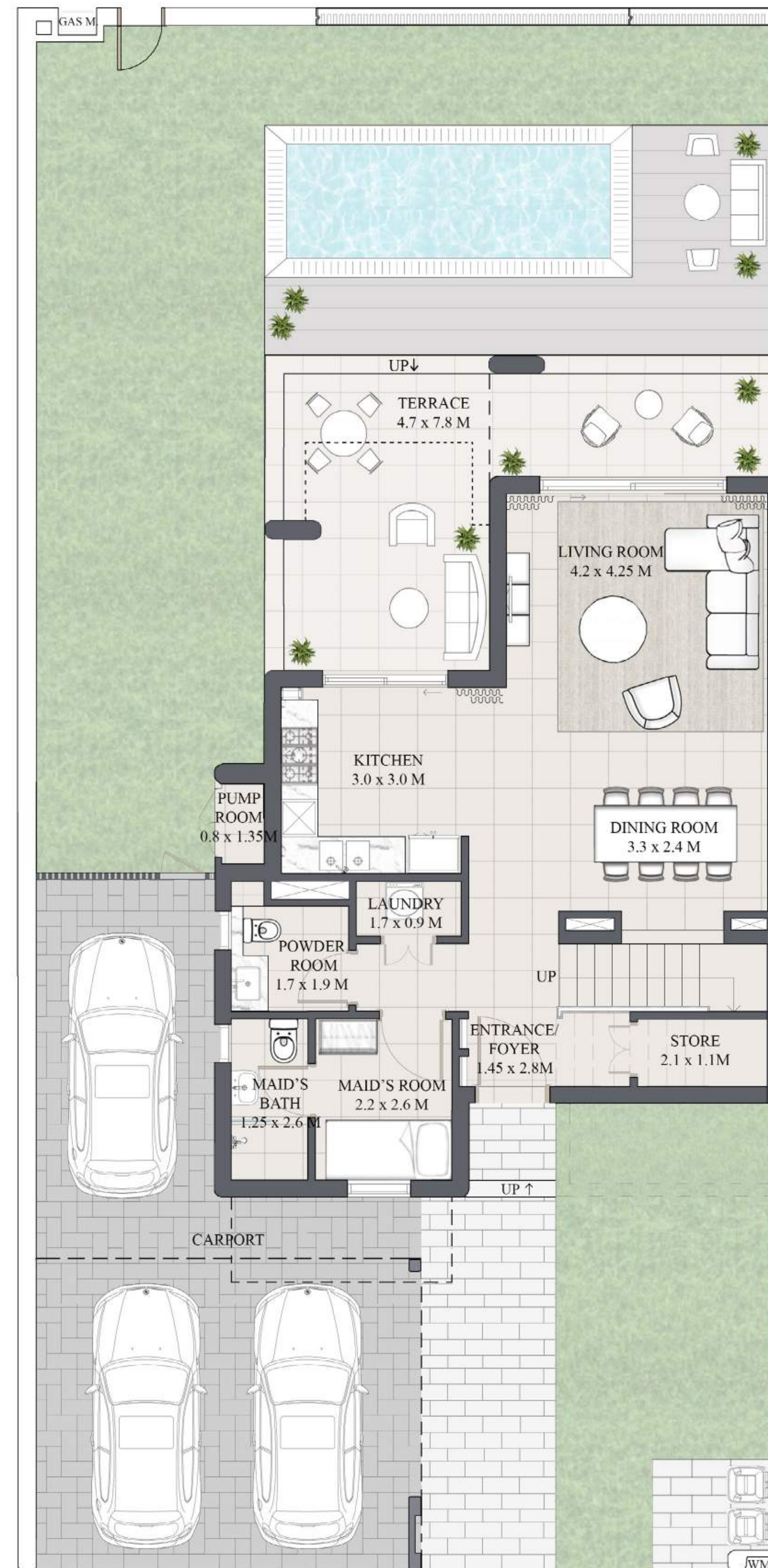

Rivana

THE VALLEY

TOWNHOUSE 3 BEDROOM KAI

UNIT	TOTAL AREA	
SUITE AREA	2,176.57 SQFT	202.21 SQM
TERRACE AREA	216.96 SQFT	20.16 SQM
GARAGE AREA	339.06 SQFT	31.50 SQM
BALCONY AREA	468.77 SQFT	43.55 SQM
TOTAL AREA	3,201.36 SQFT	297.42 SQM

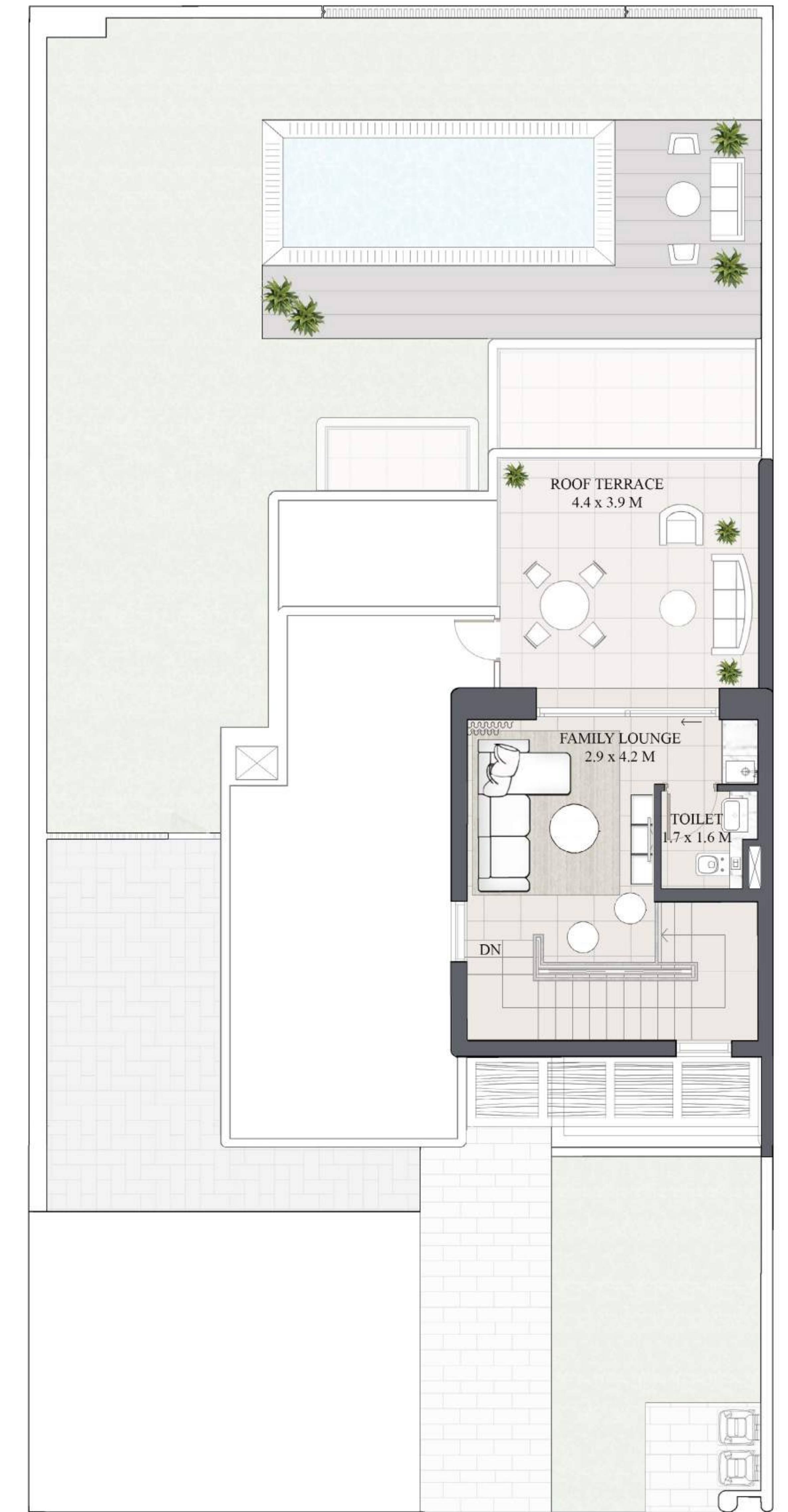
KEY PLAN



GROUND FLOOR



FIRST FLOOR



ROOF FLOOR

FLOOR PLAN 1. All dimensions are in imperial and metric, and measured from finish to finish excluding construction tolerances. 2. All materials, dimensions, and drawings are approximate only. 3. Information is subject to change without notice, at developer's absolute discretion. 4. Actual area may vary from the stated area. 5. Drawings not to scale. 6. All images used are for illustrative purposes only and do not represent the actual size, features, specifications, fittings, and furnishings. 7. The developer reserves the right to make revisions / alterations, at it's absolute discretion, without any liability whatsoever.

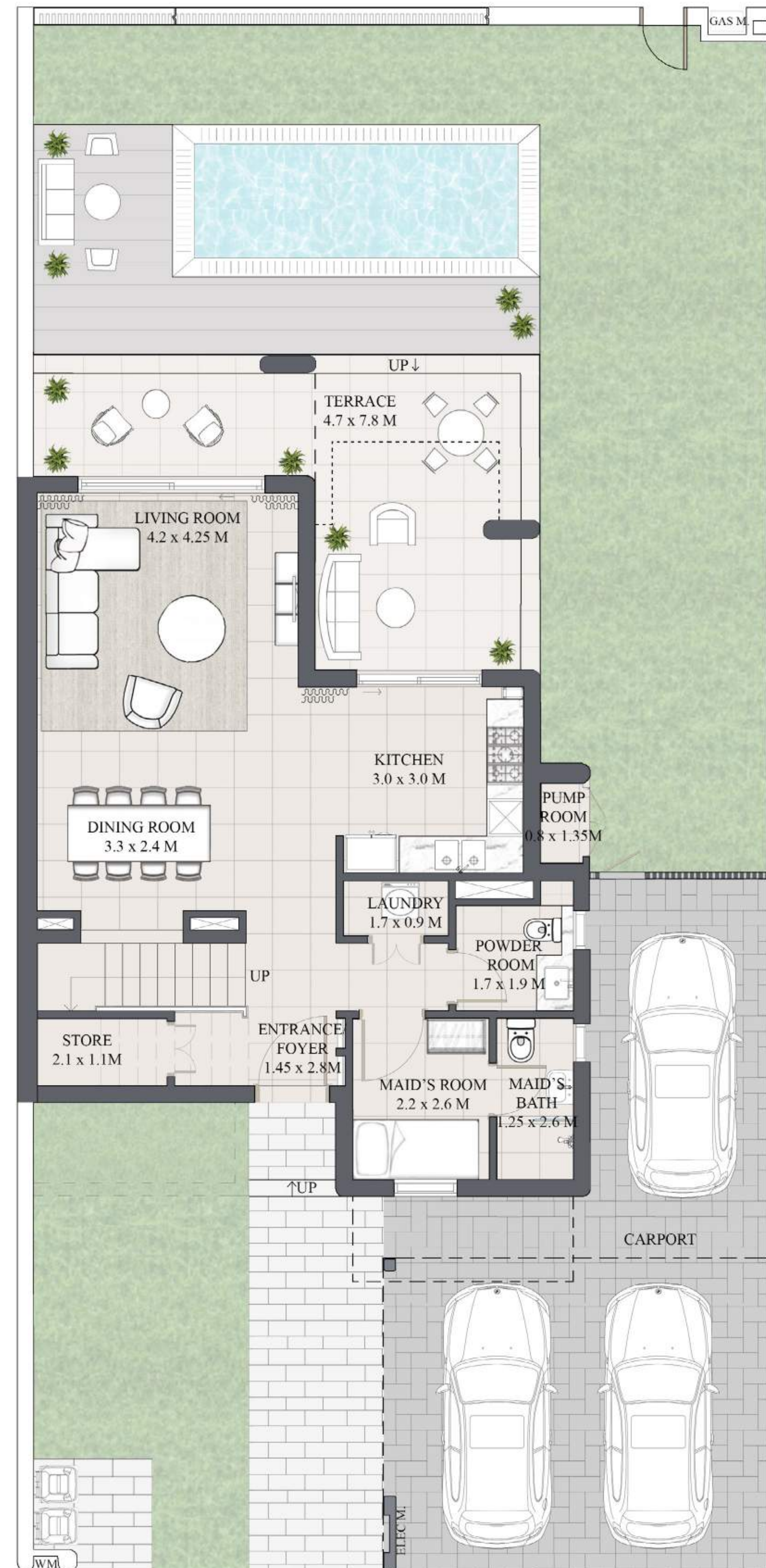

Rivana

THE VALLEY

TOWNHOUSE 3 BEDROOM KAI MIRRORED

UNIT	TOTAL AREA	
SUITE AREA	2,191.20 SQFT	203.57 SQM
TERRACE AREA	217.00 SQFT	20.16 SQM
GARAGE AREA	339.06 SQFT	31.50 SQM
BALCONY AREA	461.24 SQFT	42.85 SQM
TOTAL AREA	3,208.50 SQFT	298.08 SQM

KEY PLAN



GROUND FLOOR



FIRST FLOOR



ROOF FLOOR

FLOOR PLAN 1. All dimensions are in imperial and metric, and measured from finish to finish excluding construction tolerances. 2. All materials, dimensions, and drawings are approximate only. 3. Information is subject to change without notice, at developer's absolute discretion. 4. Actual area may vary from the stated area. 5. Drawings not to scale. 6. All images used are for illustrative purposes only and do not represent the actual size, features, specifications, fittings, and furnishings. 7. The developer reserves the right to make revisions / alterations, at it's absolute discretion, without any liability whatsoever.

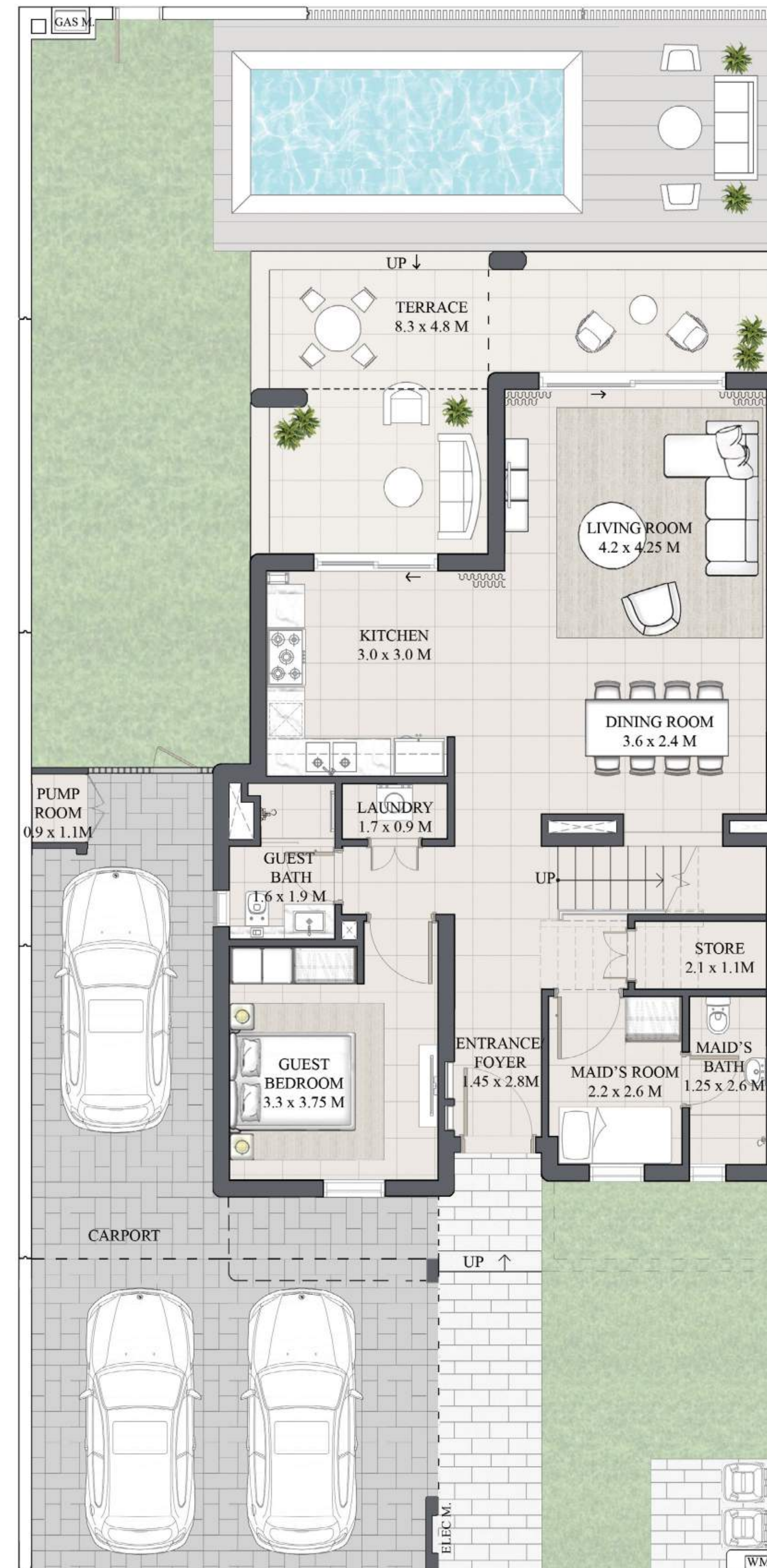

Rivana

THE VALLEY

TOWNHOUSE 4 BEDROOM KAI

UNIT	TOTAL AREA	
SUITE AREA	2,417.46 SQFT	224.59 SQM
TERRACE AREA	209.14 SQFT	19.43 SQM
GARAGE AREA	355.21 SQFT	33.00 SQM
BALCONY AREA	562.20 SQFT	52.23 SQM
TOTAL AREA	3,544.01 SQFT	329.25 SQM

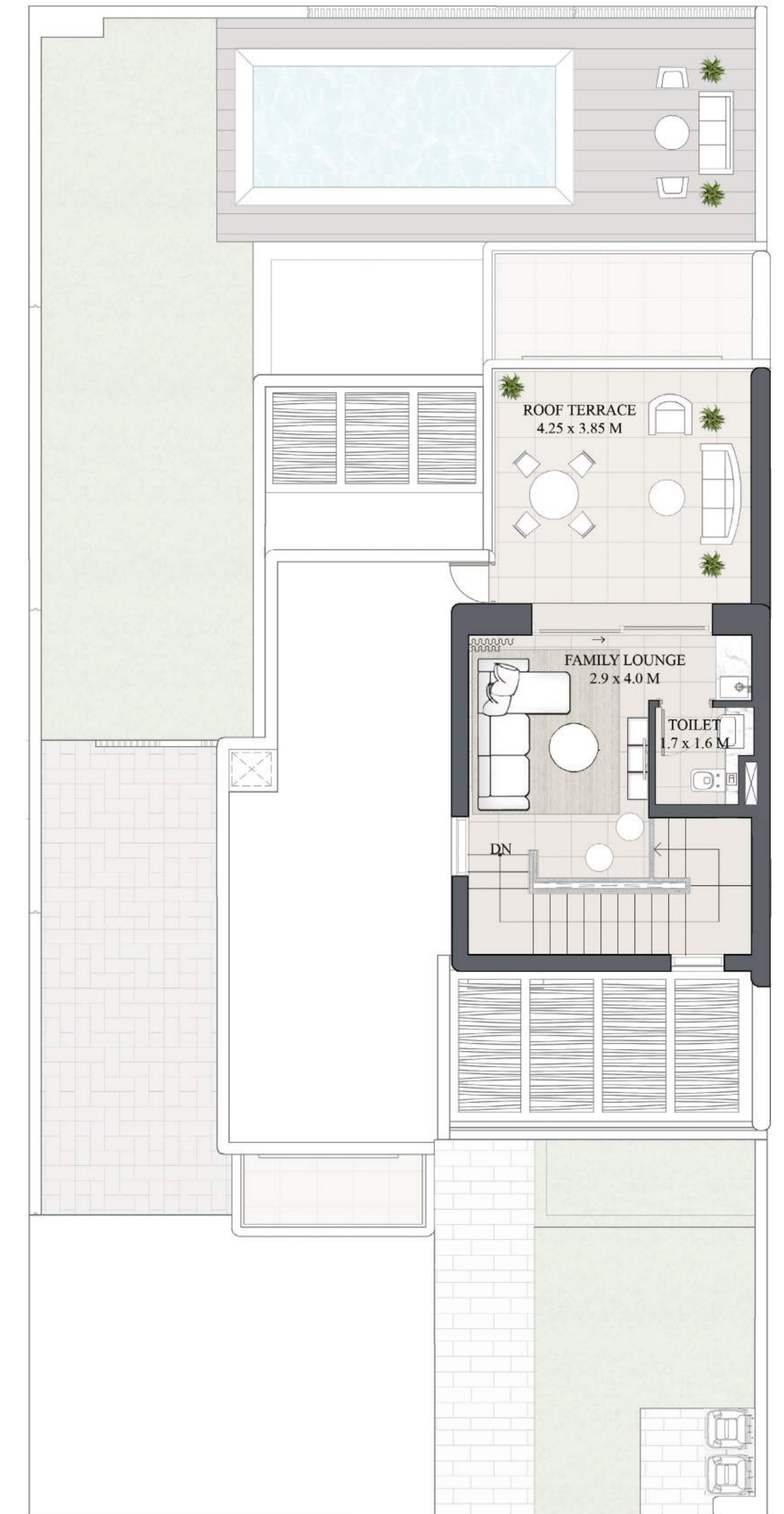
KEY PLAN



GROUND FLOOR



FIRST FLOOR



ROOF FLOOR

FLOOR PLAN 1. All dimensions are in imperial and metric, and measured from finish to finish excluding construction tolerances. 2. All materials, dimensions, and drawings are approximate only. 3. Information is subject to change without notice, at developer's absolute discretion. 4. Actual area may vary from the stated area. 5. Drawings not to scale. 6. All images used are for illustrative purposes only and do not represent the actual size, features, specifications, fittings, and furnishings. 7. The developer reserves the right to make revisions / alterations, at it's absolute discretion, without any liability whatsoever.


Rivana

THE VALLEY

TOWNHOUSE 4 BEDROOM KAI MIRRORED

UNIT	TOTAL AREA	
SUITE AREA	2,426.62 SQFT	225.44 SQM
TERRACE AREA	209.14 SQFT	19.43 SQM
GARAGE AREA	355.21 SQFT	33.00 SQM
BALCONY AREA	560.48 SQFT	52.07 SQM
TOTAL AREA	3,551.45 SQFT	329.94 SQM

KEY PLAN



GROUND FLOOR



FIRST FLOOR



ROOF FLOOR

FLOOR PLAN 1. All dimensions are in imperial and metric, and measured from finish to finish excluding construction tolerances. 2. All materials, dimensions, and drawings are approximate only. 3. Information is subject to change without notice, at developer's absolute discretion. 4. Actual area may vary from the stated area. 5. Drawings not to scale. 6. All images used are for illustrative purposes only and do not represent the actual size, features, specifications, fittings, and furnishings. 7. The developer reserves the right to make revisions / alterations, at it's absolute discretion, without any liability whatsoever.

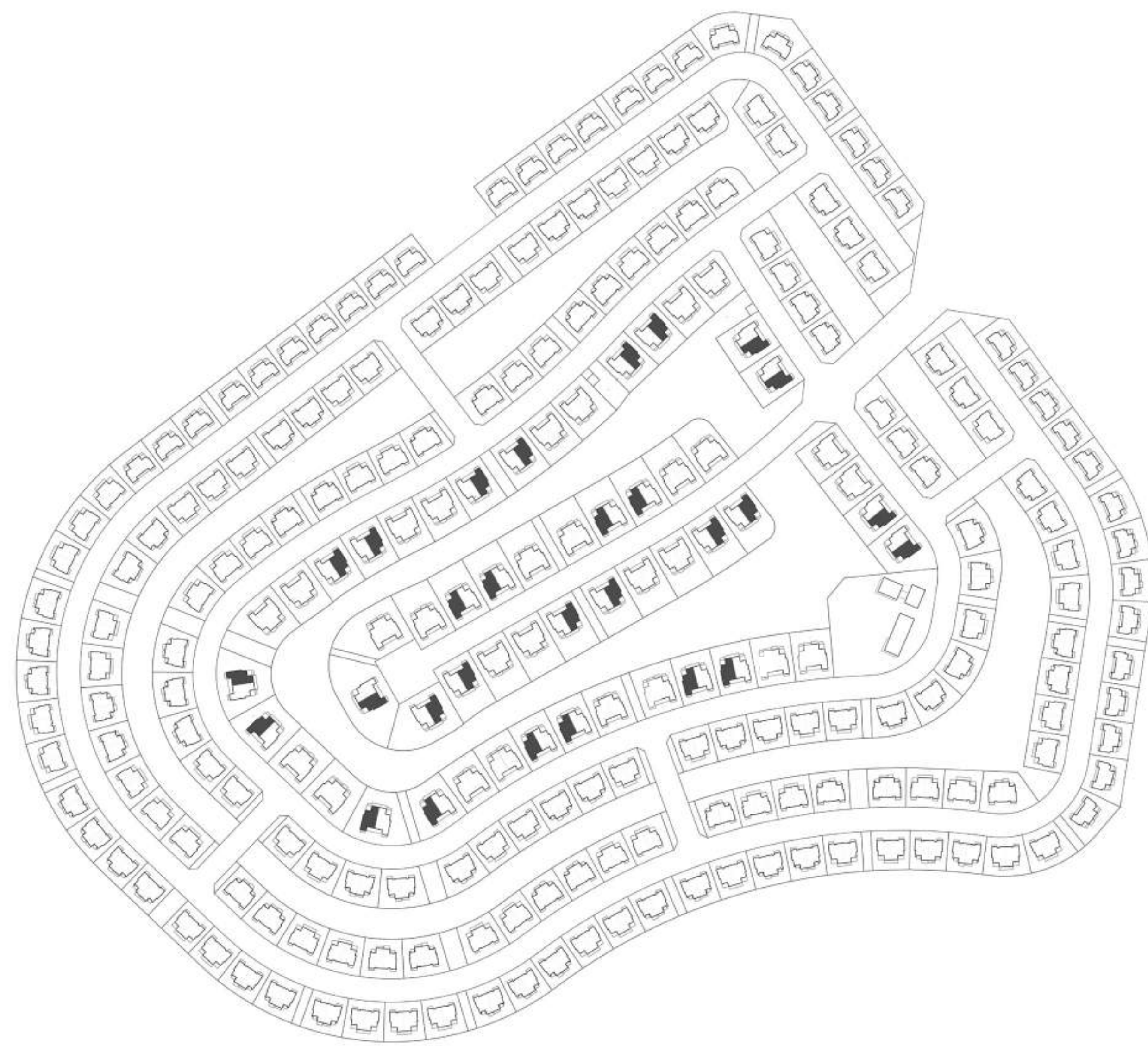
Rivana

THE VALLEY

TOWNHOUSE 5 BEDROOM KAI

UNIT	TOTAL AREA	
SUITE AREA	3,151.67 SQFT	292.80 SQM
TERRACE AREA	267.70 SQFT	24.87 SQM
GARAGE AREA	592.01 SQFT	55.00 SQM
BALCONY AREA	529.58 SQFT	49.20 SQM
TOTAL AREA	4,540.96 SQFT	421.87 SQM

KEY PLAN



GROUND FLOOR



FIRST FLOOR



ROOF FLOOR

FLOOR PLAN 1. All dimensions are in imperial and metric, and measured from finish to finish excluding construction tolerances. 2. All materials, dimensions, and drawings are approximate only. 3. Information is subject to change without notice, at developer's absolute discretion. 4. Actual area may vary from the stated area. 5. Drawings not to scale. 6. All images used are for illustrative purposes only and do not represent the actual size, features, specifications, fittings, and furnishings. 7. The developer reserves the right to make revisions / alterations, at it's absolute discretion, without any liability whatsoever.

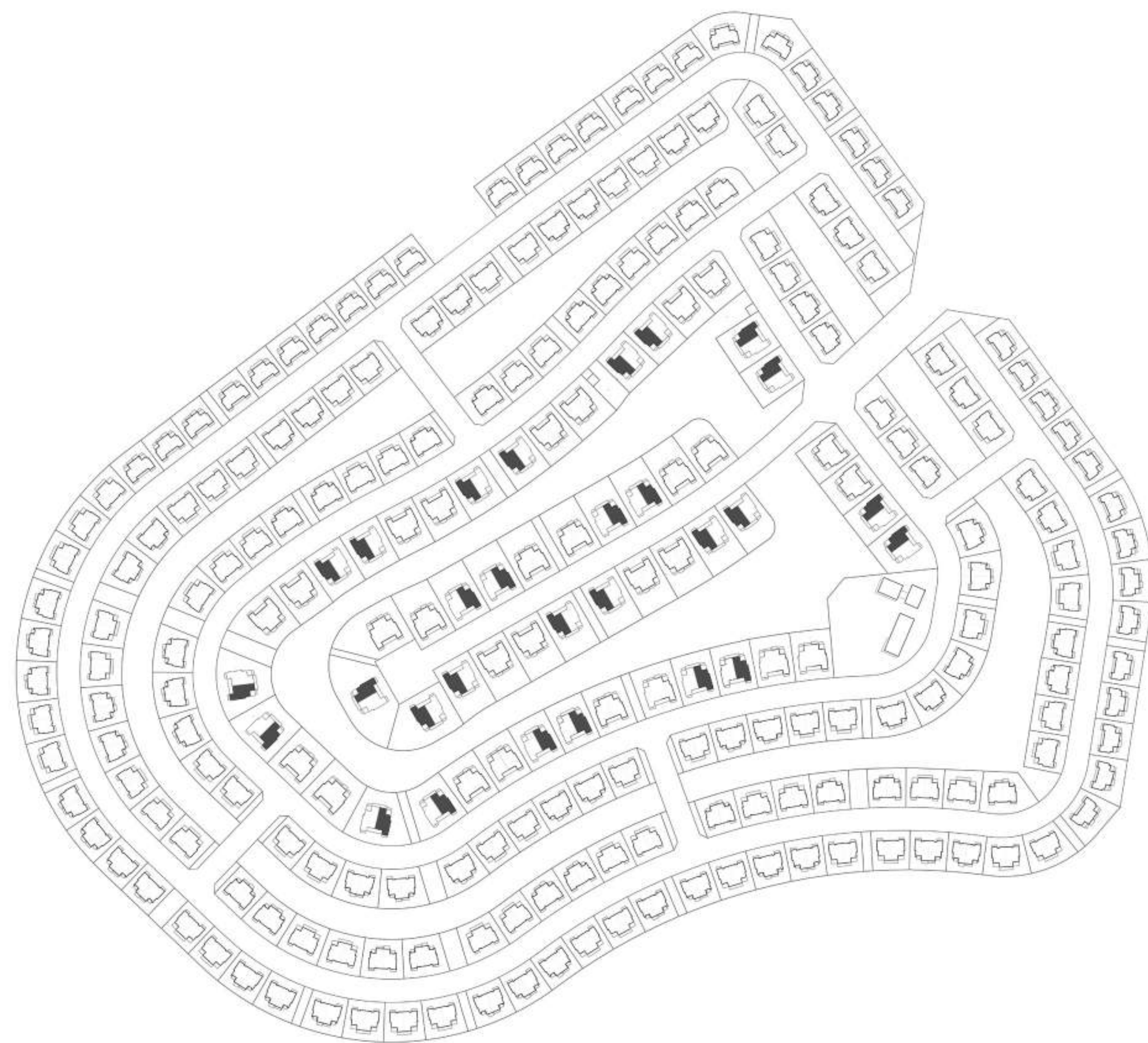
Rivana

THE VALLEY

TOWNHOUSE 5 BEDROOM KAI MIRRORED

UNIT	TOTAL AREA	
SUITE AREA	3,144.03 SQFT	292.09 SQM
TERRACE AREA	267.70 SQFT	24.87 SQM
GARAGE AREA	592.01 SQFT	55.00 SQM
BALCONY AREA	544.44 SQFT	50.58 SQM
TOTAL AREA	4,548.18 SQFT	422.54 SQM

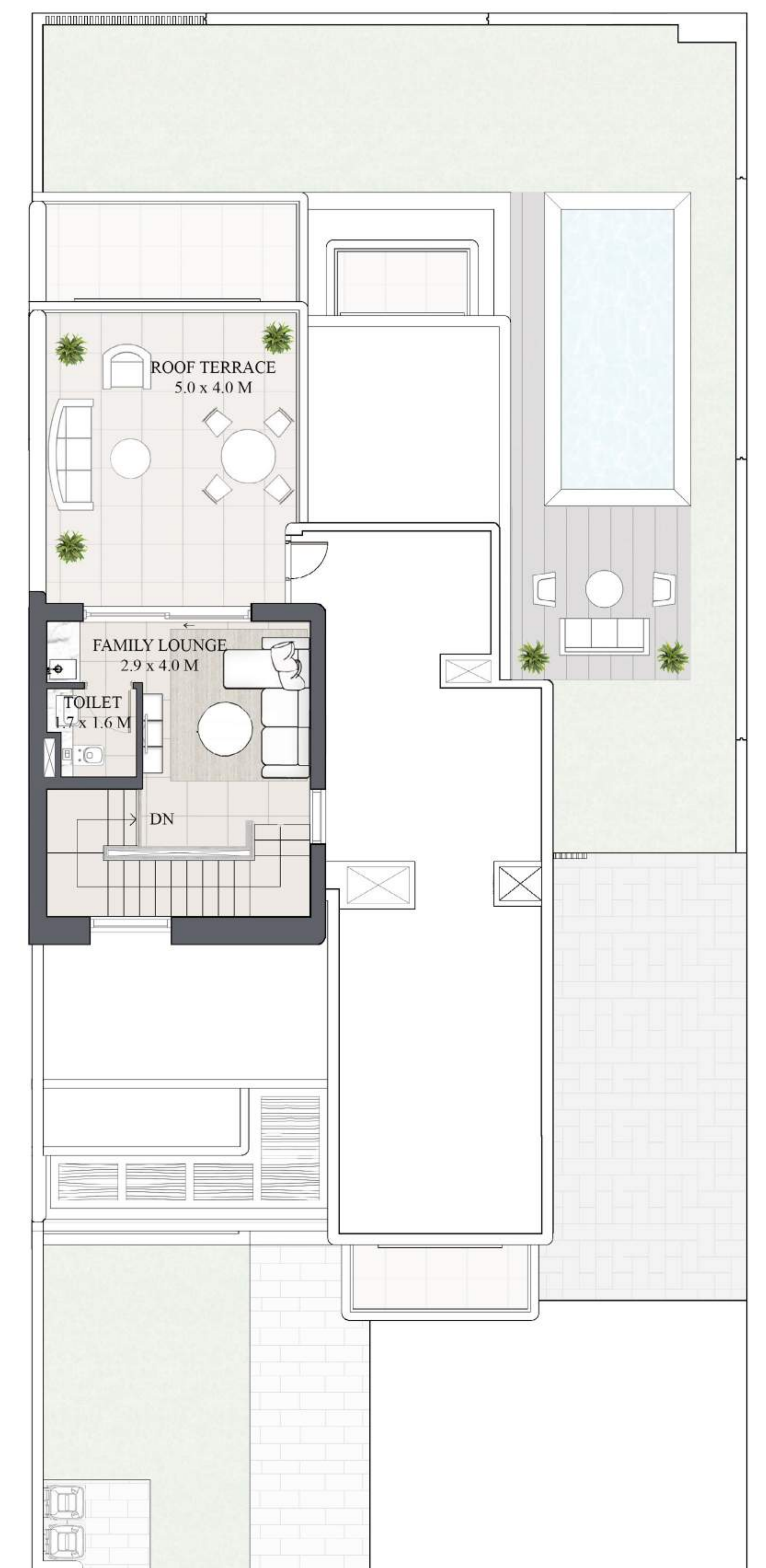
KEY PLAN



GROUND FLOOR



FIRST FLOOR



ROOF FLOOR

FLOOR PLAN 1. All dimensions are in imperial and metric, and measured from finish to finish excluding construction tolerances. 2. All materials, dimensions, and drawings are approximate only. 3. Information is subject to change without notice, at developer's absolute discretion. 4. Actual area may vary from the stated area. 5. Drawings not to scale. 6. All images used are for illustrative purposes only and do not represent the actual size, features, specifications, fittings, and furnishings. 7. The developer reserves the right to make revisions / alterations, at it's absolute discretion, without any liability whatsoever.

CLARA

EMAAR

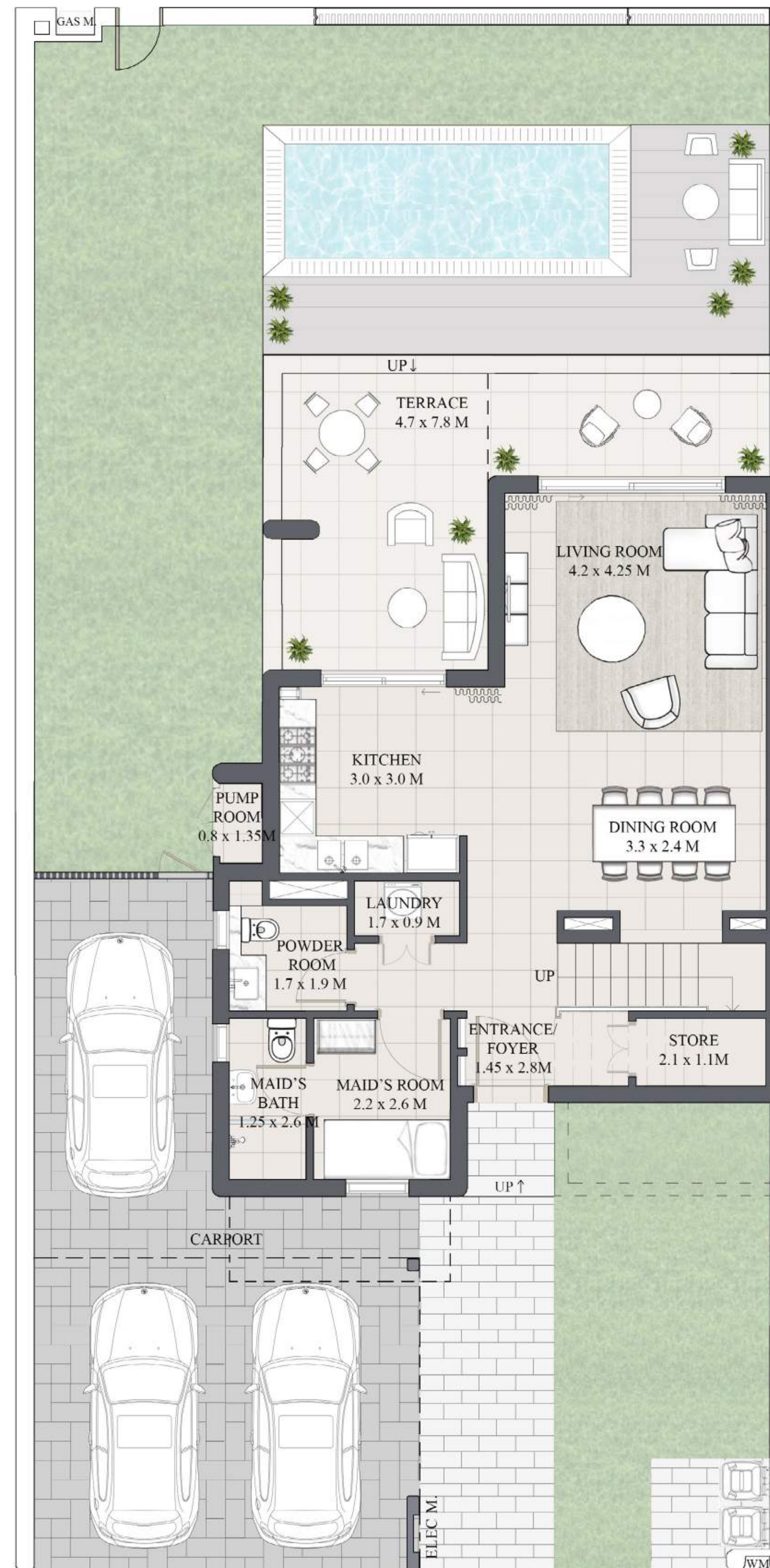

Rivana

THE VALLEY

TOWNHOUSE 3 BEDROOM CLARA

UNIT	TOTAL AREA	
SUITE AREA	2,175.71 SQFT	202.13 SQM
TERRACE AREA	118.73 SQFT	11.03 SQM
GARAGE AREA	339.06 SQFT	31.50 SQM
BALCONY AREA	447.24 SQFT	41.55 SQM
TOTAL AREA	3,080.74 SQFT	286.21 SQM

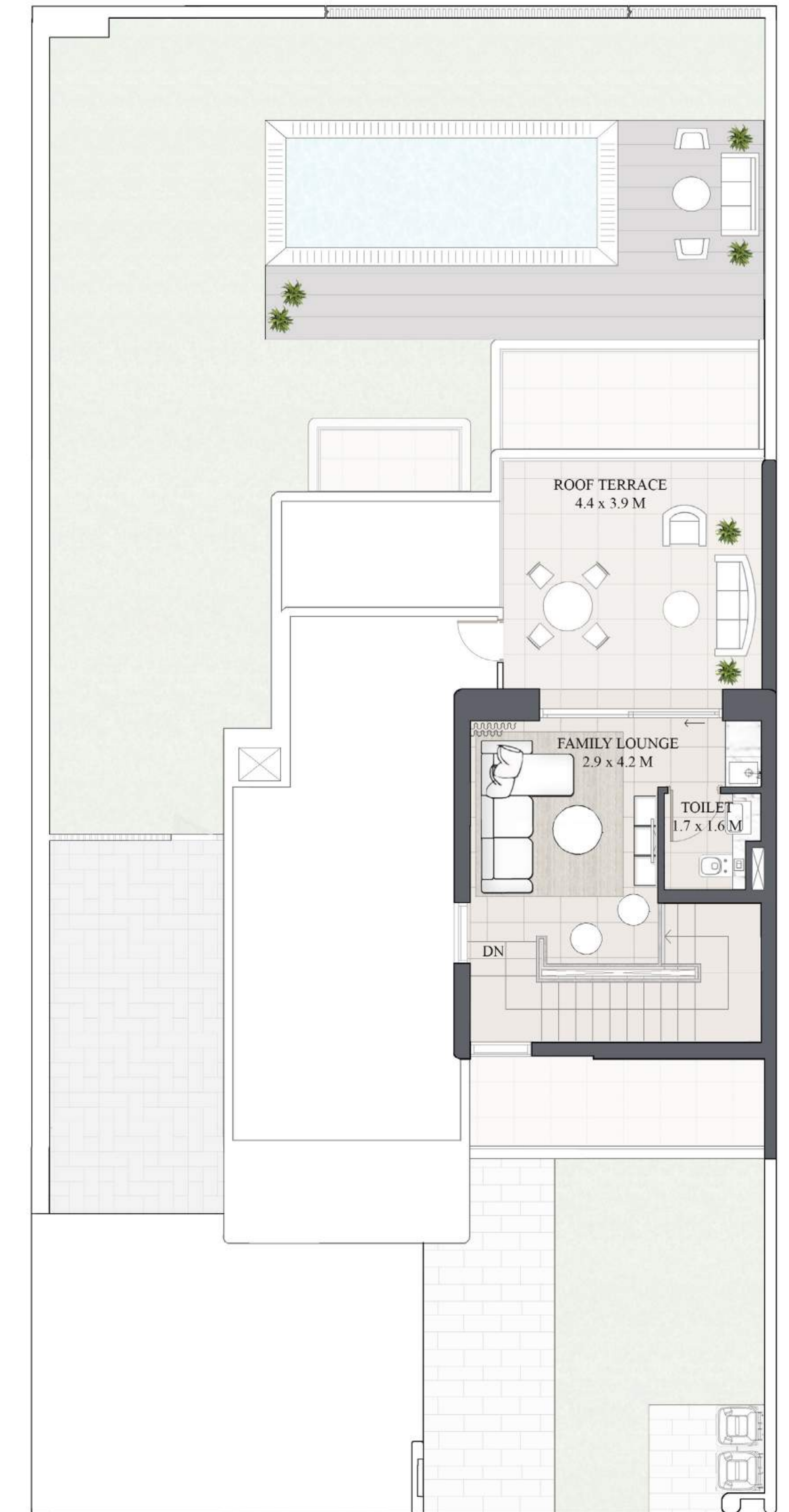
KEY PLAN



GROUND FLOOR



FIRST FLOOR



ROOF FLOOR

FLOOR PLAN 1. All dimensions are in imperial and metric, and measured from finish to finish excluding construction tolerances. 2. All materials, dimensions, and drawings are approximate only. 3. Information is subject to change without notice, at developer's absolute discretion. 4. Actual area may vary from the stated area. 5. Drawings not to scale. 6. All images used are for illustrative purposes only and do not represent the actual size, features, specifications, fittings, and furnishings. 7. The developer reserves the right to make revisions / alterations, at it's absolute discretion, without any liability whatsoever.

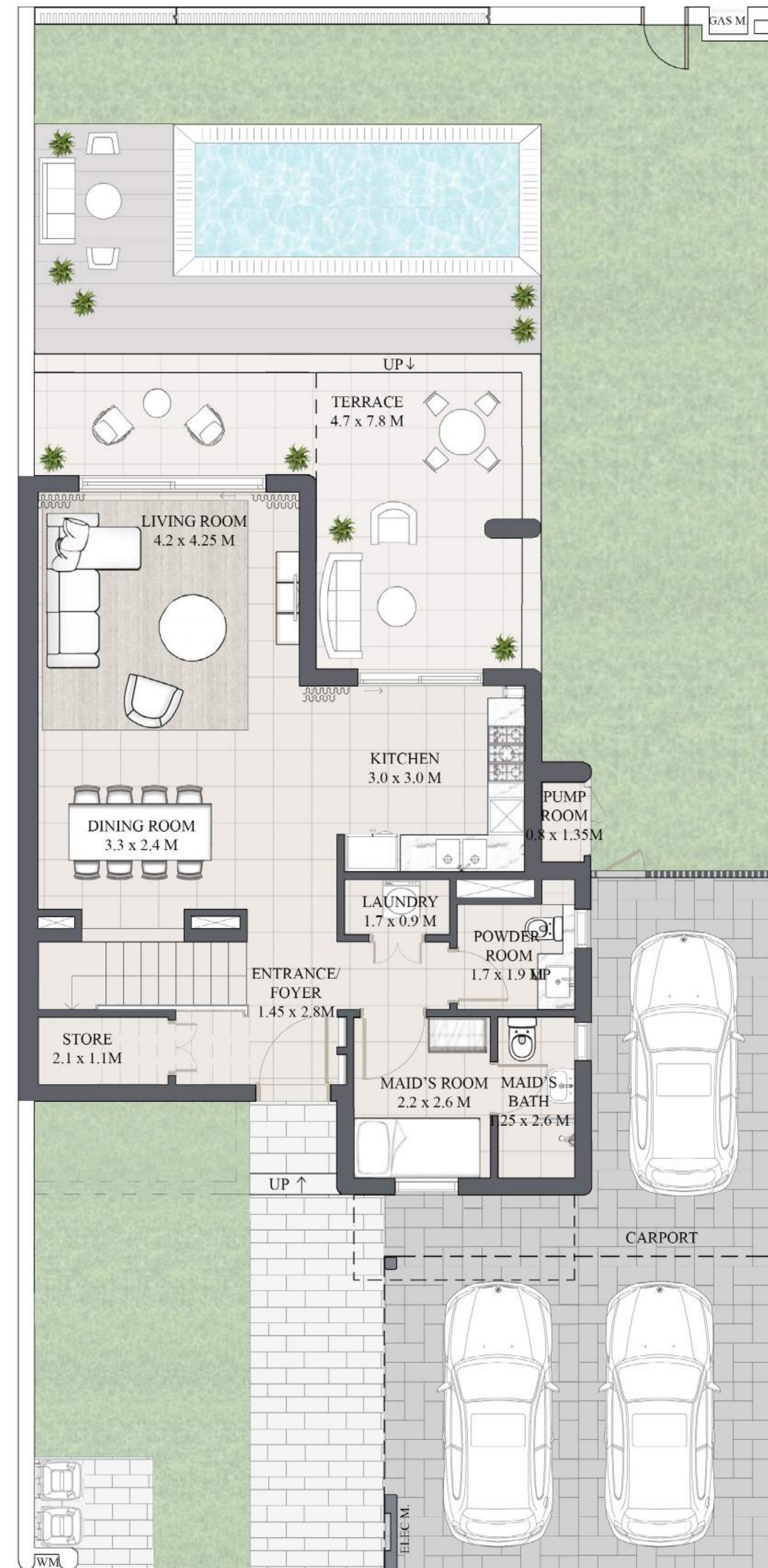
Rivana

THE VALLEY

TOWNHOUSE 3 BEDROOM CLARA MIRRORED

UNIT	TOTAL AREA	
SUITE AREA	2,195.73 SQFT	203.99 SQM
TERRACE AREA	118.73 SQFT	11.03 SQM
GARAGE AREA	339.06 SQFT	31.50 SQM
BALCONY AREA	451.55 SQFT	41.95 SQM
TOTAL AREA	3,105.07 SQFT	288.47 SQM

KEY PLAN



GROUND FLOOR



FIRST FLOOR



ROOF FLOOR

FLOOR PLAN 1. All dimensions are in imperial and metric, and measured from finish to finish excluding construction tolerances. 2. All materials, dimensions, and drawings are approximate only. 3. Information is subject to change without notice, at developer's absolute discretion. 4. Actual area may vary from the stated area. 5. Drawings not to scale. 6. All images used are for illustrative purposes only and do not represent the actual size, features, specifications, fittings, and furnishings. 7. The developer reserves the right to make revisions / alterations, at it's absolute discretion, without any liability whatsoever.

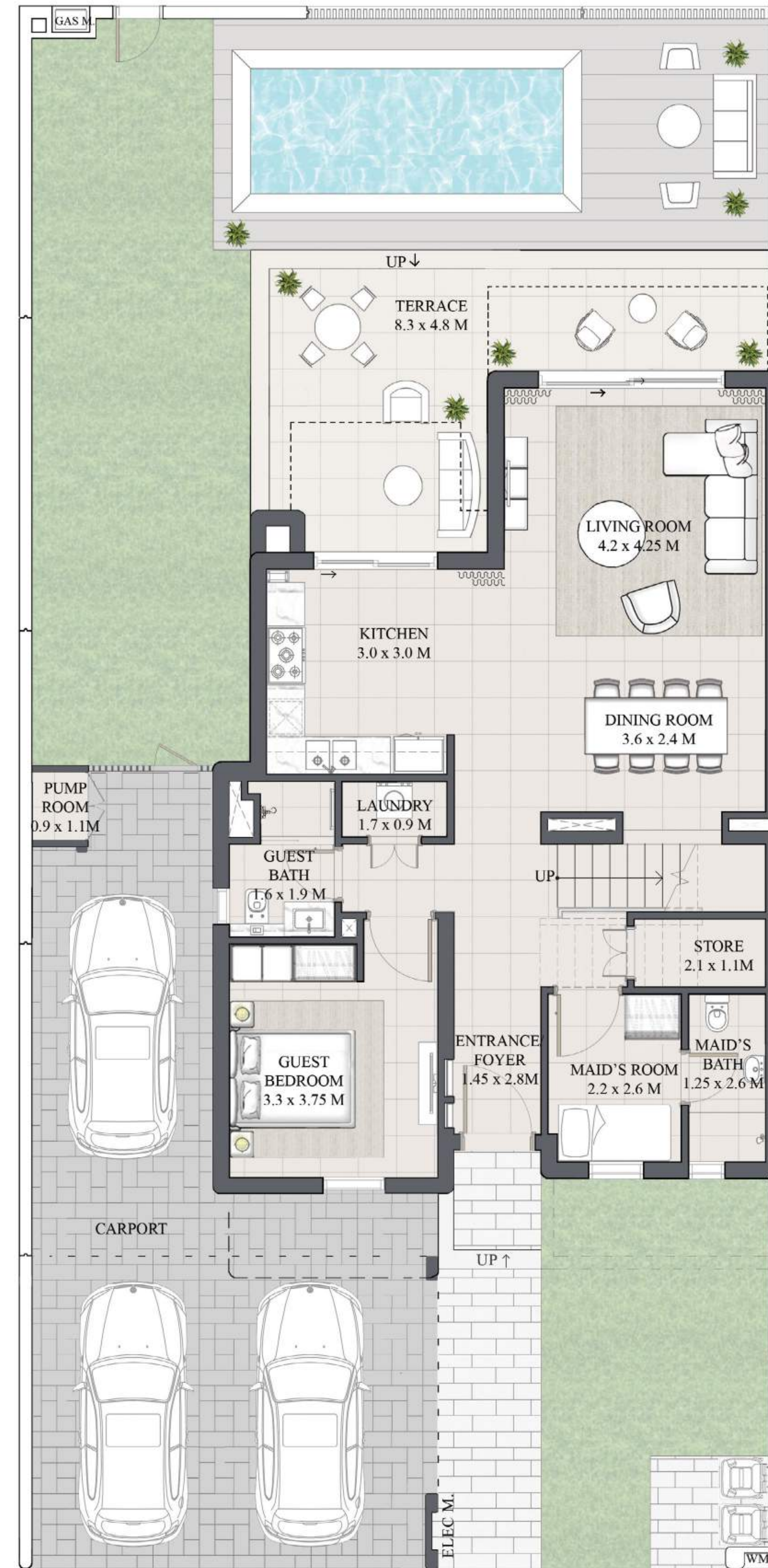

Rivana

THE VALLEY

TOWNHOUSE 4 BEDROOM CLARA

UNIT	TOTAL AREA	
SUITE AREA	2,416.71 SQFT	224.52 SQM
TERRACE AREA	35.31 SQFT	3.28 SQM
GARAGE AREA	355.21 SQFT	33.00 SQM
BALCONY AREA	498.58 SQFT	46.32 SQM
TOTAL AREA	3,305.81 SQFT	307.12 SQM

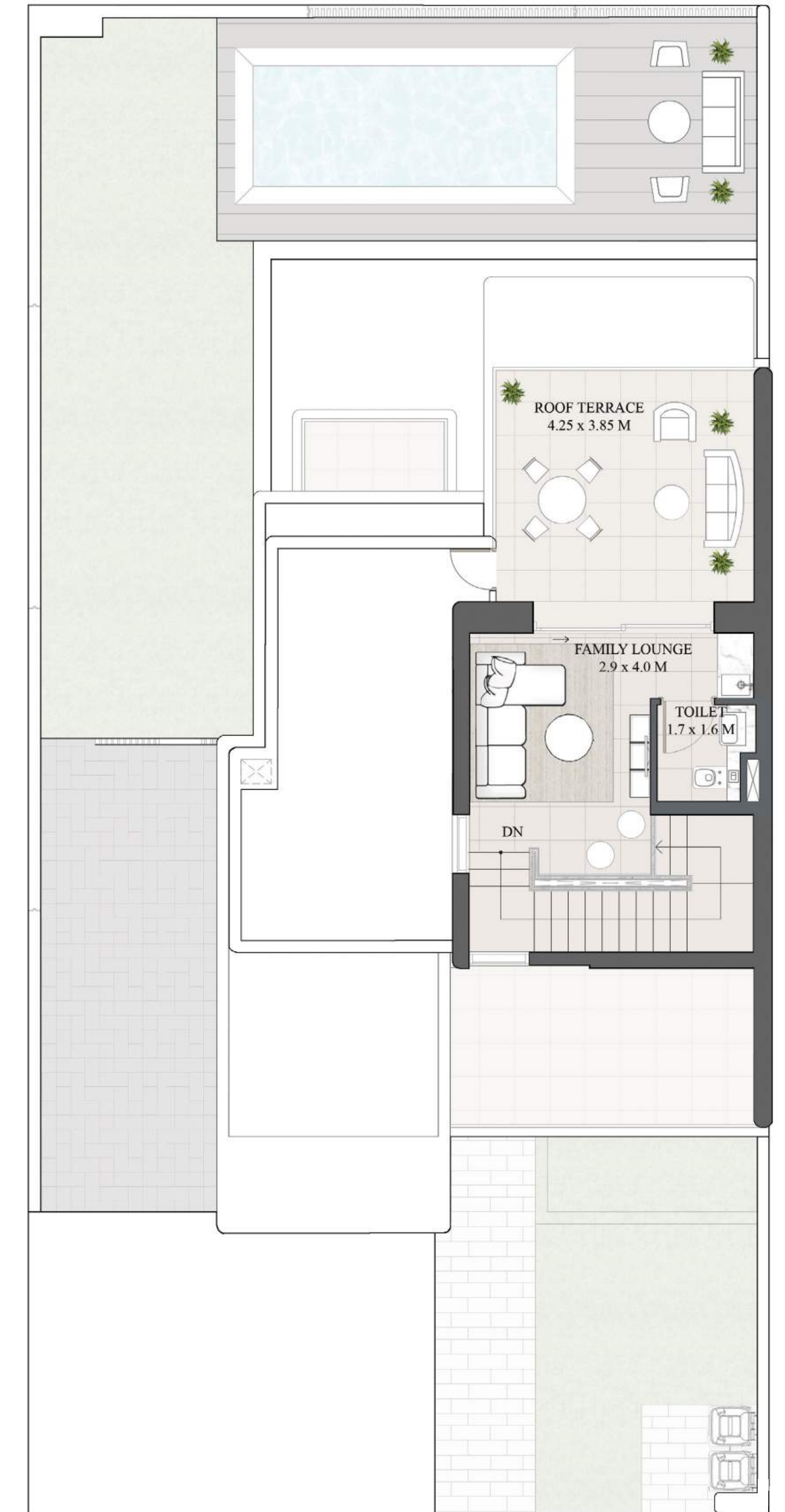
KEY PLAN



GROUND FLOOR



FIRST FLOOR



ROOF FLOOR

FLOOR PLAN 1. All dimensions are in imperial and metric, and measured from finish to finish excluding construction tolerances. 2. All materials, dimensions, and drawings are approximate only. 3. Information is subject to change without notice, at developer's absolute discretion. 4. Actual area may vary from the stated area. 5. Drawings not to scale. 6. All images used are for illustrative purposes only and do not represent the actual size, features, specifications, fittings, and furnishings. 7. The developer reserves the right to make revisions / alterations, at it's absolute discretion, without any liability whatsoever.

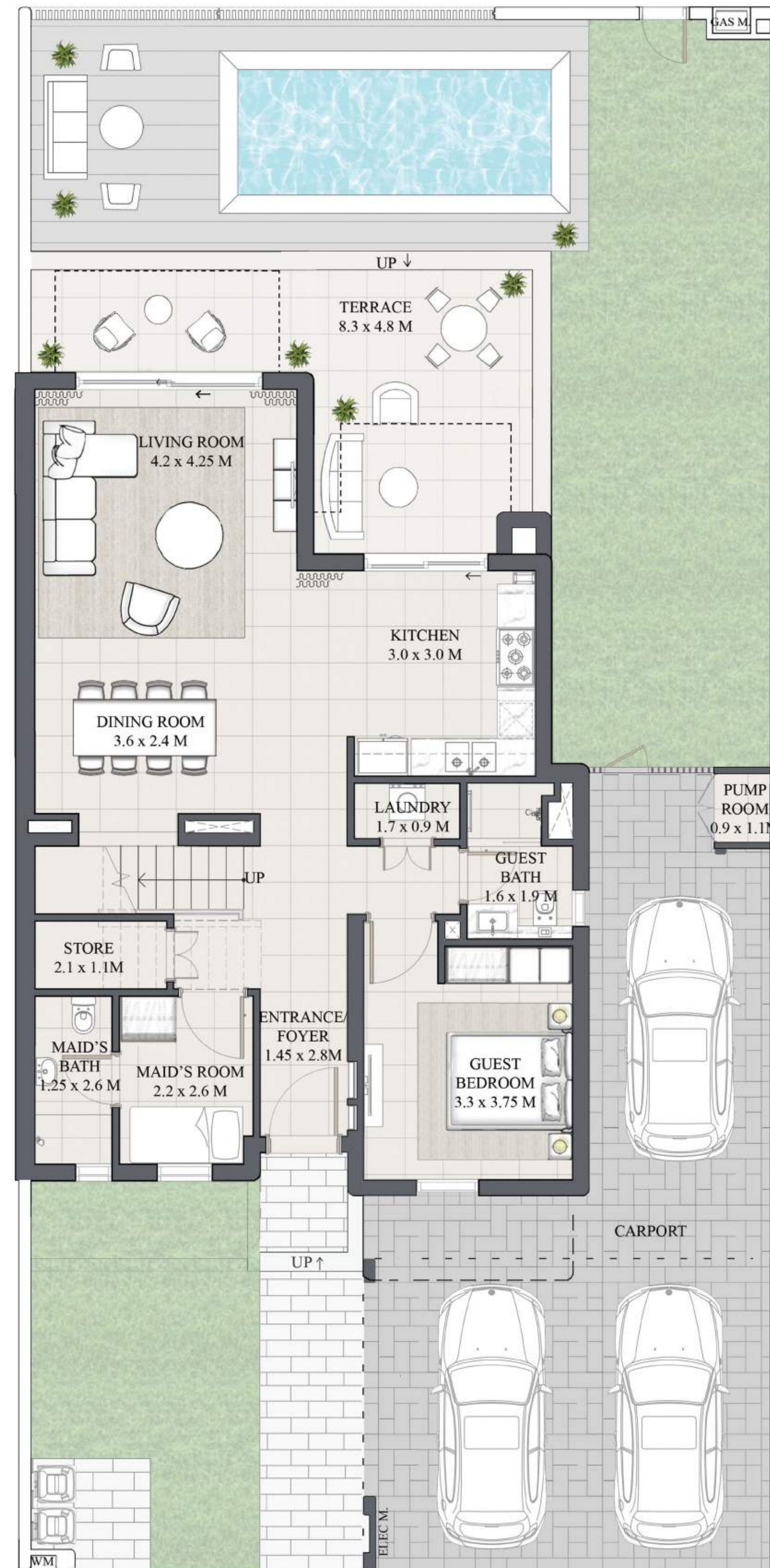
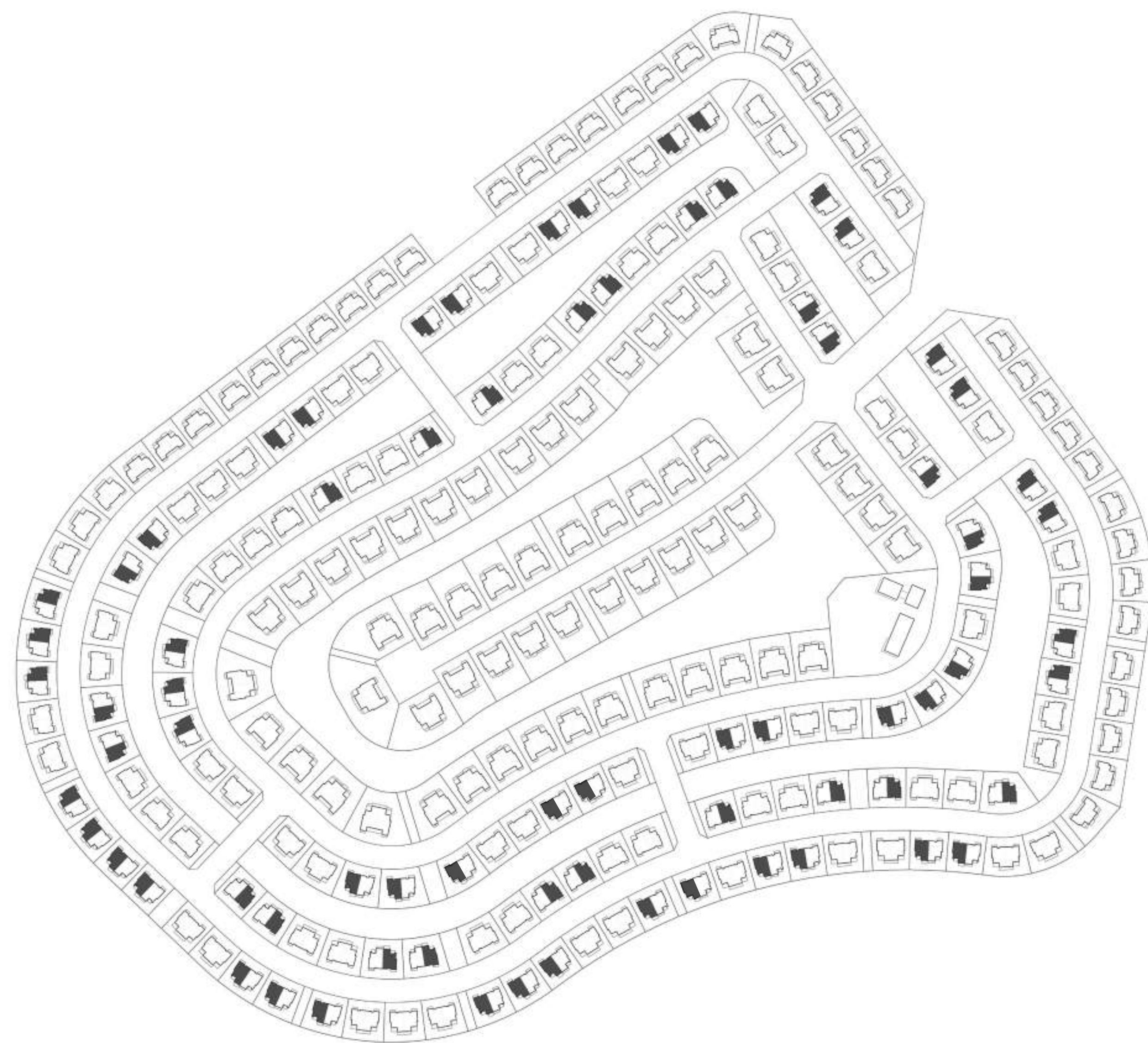
Rivana

THE VALLEY

TOWNHOUSE 4 BEDROOM CLARA MIRRORED

UNIT	TOTAL AREA	
SUITE AREA	2,427.58 SQFT	225.53 SQM
TERRACE AREA	35.31 SQFT	3.28 SQM
GARAGE AREA	355.21 SQFT	33.00 SQM
BALCONY AREA	507.20 SQFT	47.12 SQM
TOTAL AREA	3,325.30 SQFT	308.93 SQM

KEY PLAN



GROUND FLOOR



FIRST FLOOR



ROOF FLOOR

FLOOR PLAN 1. All dimensions are in imperial and metric, and measured from finish to finish excluding construction tolerances. 2. All materials, dimensions, and drawings are approximate only. 3. Information is subject to change without notice, at developer's absolute discretion. 4. Actual area may vary from the stated area. 5. Drawings not to scale. 6. All images used are for illustrative purposes only and do not represent the actual size, features, specifications, fittings, and furnishings. 7. The developer reserves the right to make revisions / alterations, at it's absolute discretion, without any liability whatsoever.

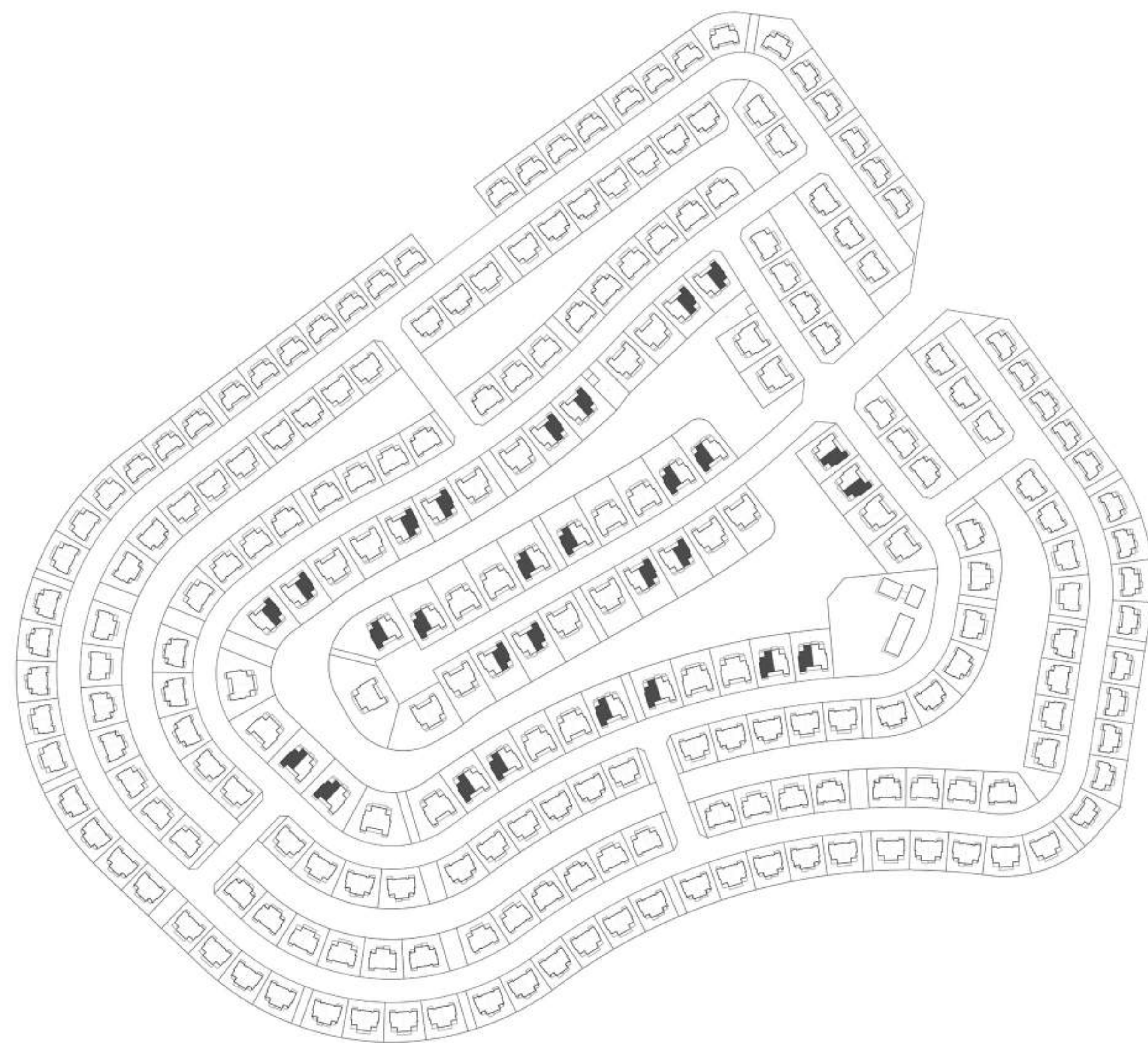
Rivana

THE VALLEY

TOWNHOUSE 5 BEDROOM CLARA

UNIT	TOTAL AREA	
SUITE AREA	3,150.81 SQFT	292.72 SQM
TERRACE AREA	168.02 SQFT	15.61 SQM
GARAGE AREA	592.01 SQFT	55.00 SQM
BALCONY AREA	505.04 SQFT	46.92 SQM
TOTAL AREA	4,415.88 SQFT	410.25 SQM

KEY PLAN



GROUND FLOOR



FIRST FLOOR



ROOF FLOOR

FLOOR PLAN 1. All dimensions are in imperial and metric, and measured from finish to finish excluding construction tolerances. 2. All materials, dimensions, and drawings are approximate only. 3. Information is subject to change without notice, at developer's absolute discretion. 4. Actual area may vary from the stated area. 5. Drawings not to scale. 6. All images used are for illustrative purposes only and do not represent the actual size, features, specifications, fittings, and furnishings. 7. The developer reserves the right to make revisions / alterations, at it's absolute discretion, without any liability whatsoever.

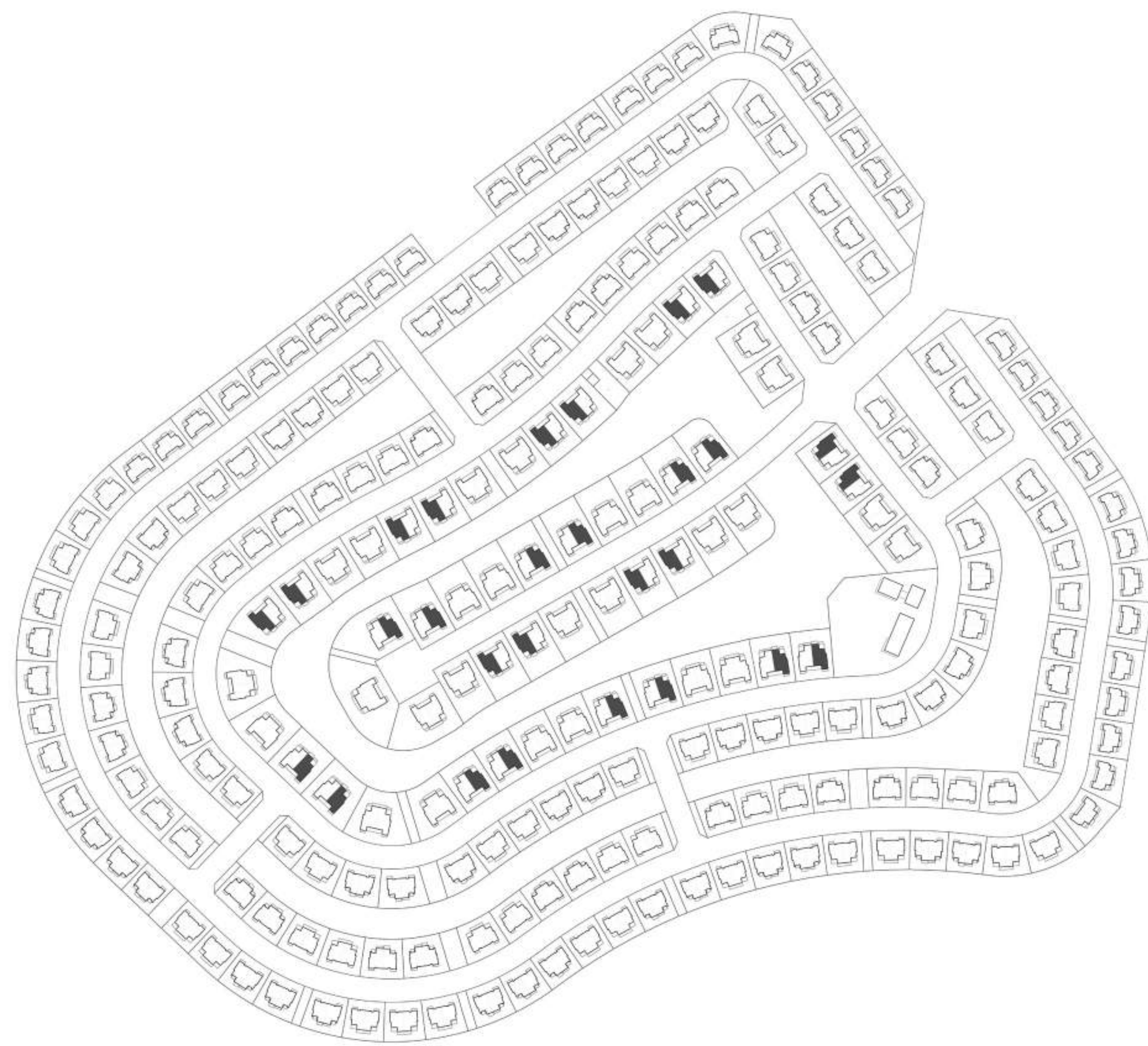
Rivana

THE VALLEY

TOWNHOUSE 5 BEDROOM CLARA MIRRORED

UNIT	TOTAL AREA	
SUITE AREA	3,147.68 SQFT	292.43 SQM
TERRACE AREA	168.02 SQFT	15.61 SQM
GARAGE AREA	592.01 SQFT	55.00 SQM
BALCONY AREA	529.37 SQFT	49.18 SQM
TOTAL AREA	4,437.08 SQFT	412.22 SQM

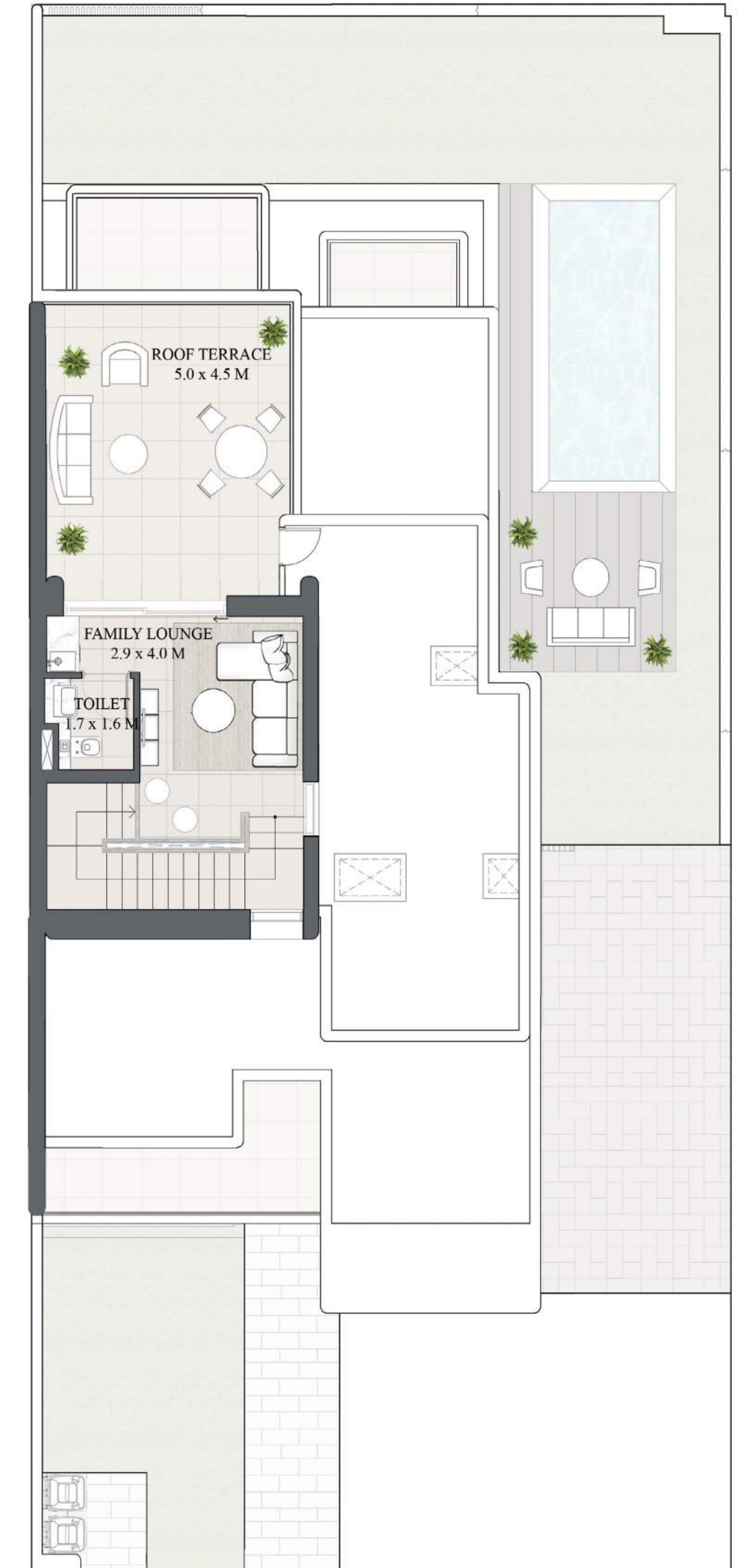
KEY PLAN



GROUND FLOOR



FIRST FLOOR



ROOF FLOOR

FLOOR PLAN 1. All dimensions are in imperial and metric, and measured from finish to finish excluding construction tolerances. 2. All materials, dimensions, and drawings are approximate only. 3. Information is subject to change without notice, at developer's absolute discretion. 4. Actual area may vary from the stated area. 5. Drawings not to scale. 6. All images used are for illustrative purposes only and do not represent the actual size, features, specifications, fittings, and furnishings. 7. The developer reserves the right to make revisions / alterations, at it's absolute discretion, without any liability whatsoever.