

OCEAN POINT

RASHID YACHTS & MARINA

FLOOR PLAN - BLDG 1

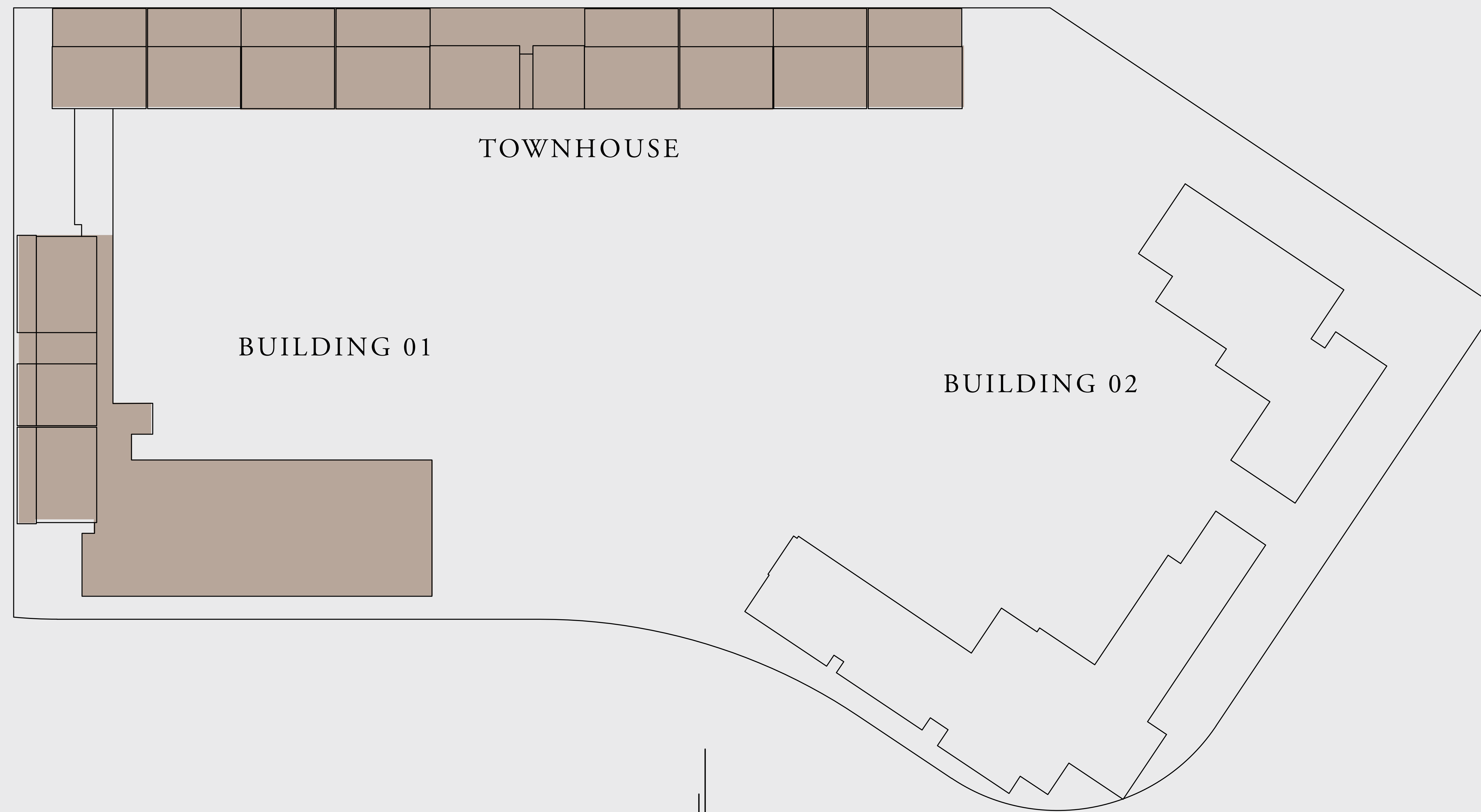
EMAAR

OCEAN POINT

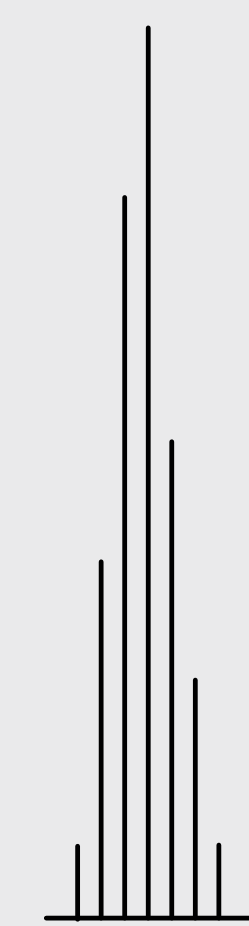
RASHID YACHTS & MARINA



THE CANAL POOL



THE CANAL POOL



BURJ KHALIFA

EMAAR

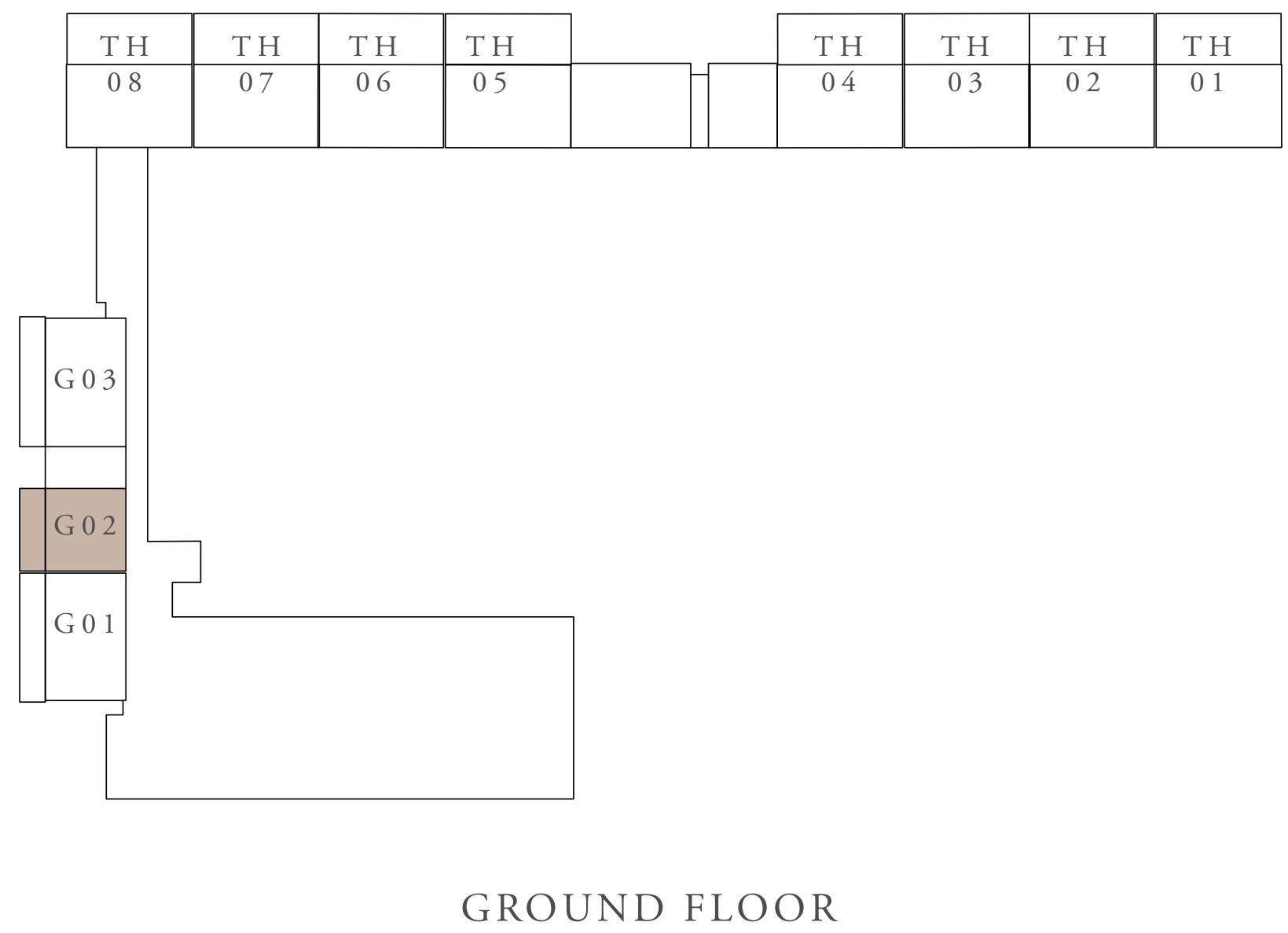
OCEAN POINT

RASHID YACHTS & MARINA

BUILDING 01 1 BEDROOM-1A

UNITS	G02	
SUITE AREA	67.87 SQ.M.	730.55 SQ.FT.
TERRACE AREA	21.98 SQ.M.	236.59 SQ.FT.
TOTAL AREA	89.85 SQ.M.	967.14 SQ.FT.


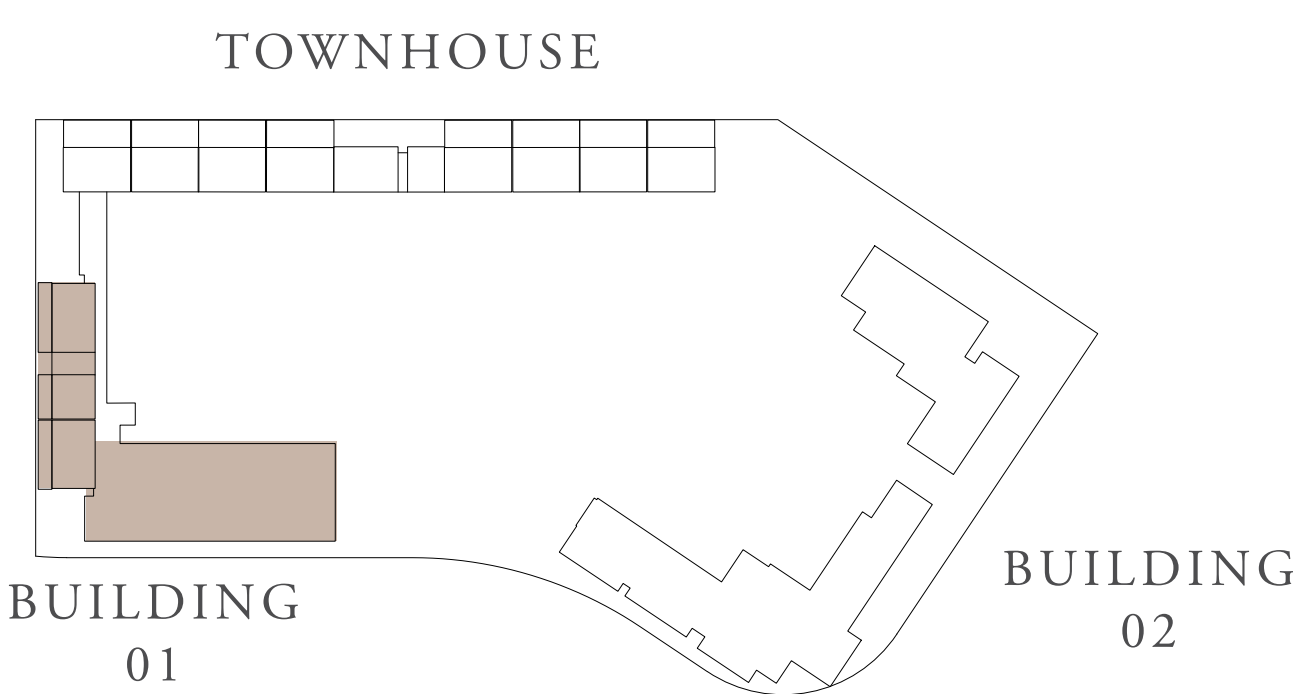
KEY PLAN



KEY SECTION



LAYOUT



FLOOR PLAN 1. All dimensions are in imperial and metric, and measured from finish to finish excluding construction tolerances. 2. All materials, dimensions, and drawings are approximate only. 3. Information is subject to change without notice, at developer's absolute discretion. 4. Actual area may vary from the stated area. 5. Drawings not to scale. 6. All images used are for illustrative purposes only and do not represent the actual size, features, specifications, fittings, and furnishings. 7. The developer reserves the right to make revisions / alterations, at it's absolute discretion, without any liability whatsoever.

OCEAN POINT

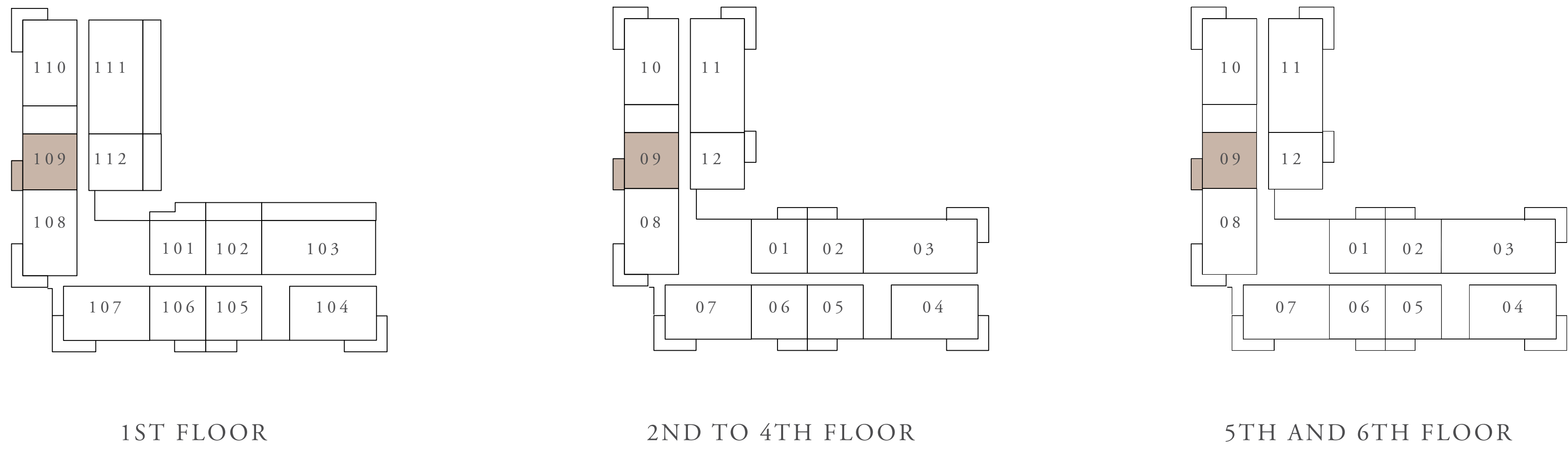
RASHID YACHTS & MARINA

BUILDING 01 1 BEDROOM-1B

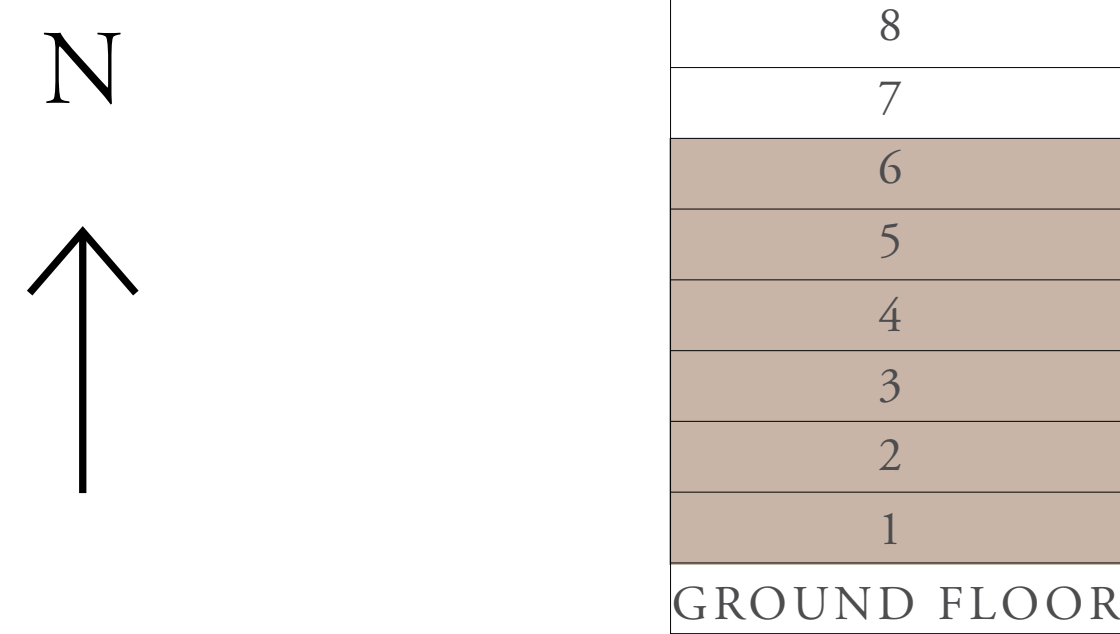
UNITS	109	
SUITE AREA	67.86 SQ.M.	730.44 SQ.FT.
TERRACE AREA	7.43 SQ.M.	79.98 SQ.FT.
TOTAL AREA	75.29 SQ.M.	810.41 SQ.FT.

UNITS	209, 309, 409, 509, 609	
SUITE AREA	67.86 SQ.M.	730.44 SQ.FT.
TERRACE AREA	6.95 SQ.M.	74.81 SQ.FT.
TOTAL AREA	74.81 SQ.M.	805.25 SQ.FT.


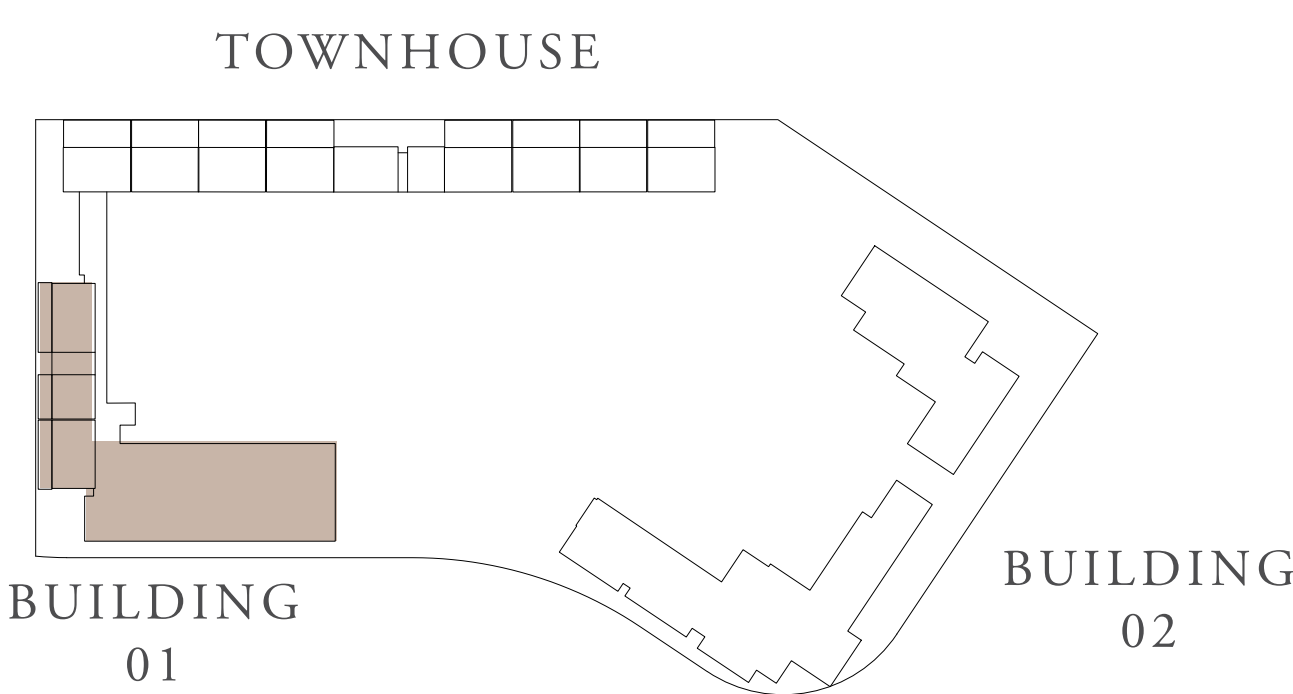
KEY PLAN



KEY SECTION



LAYOUT



FLOOR PLAN 1. All dimensions are in imperial and metric, and measured from finish to finish excluding construction tolerances. 2. All materials, dimensions, and drawings are approximate only. 3. Information is subject to change without notice, at developer's absolute discretion. 4. Actual area may vary from the stated area. 5. Drawings not to scale. 6. All images used are for illustrative purposes only and do not represent the actual size, features, specifications, fittings, and furnishings. 7. The developer reserves the right to make revisions / alterations, at it's absolute discretion, without any liability whatsoever.

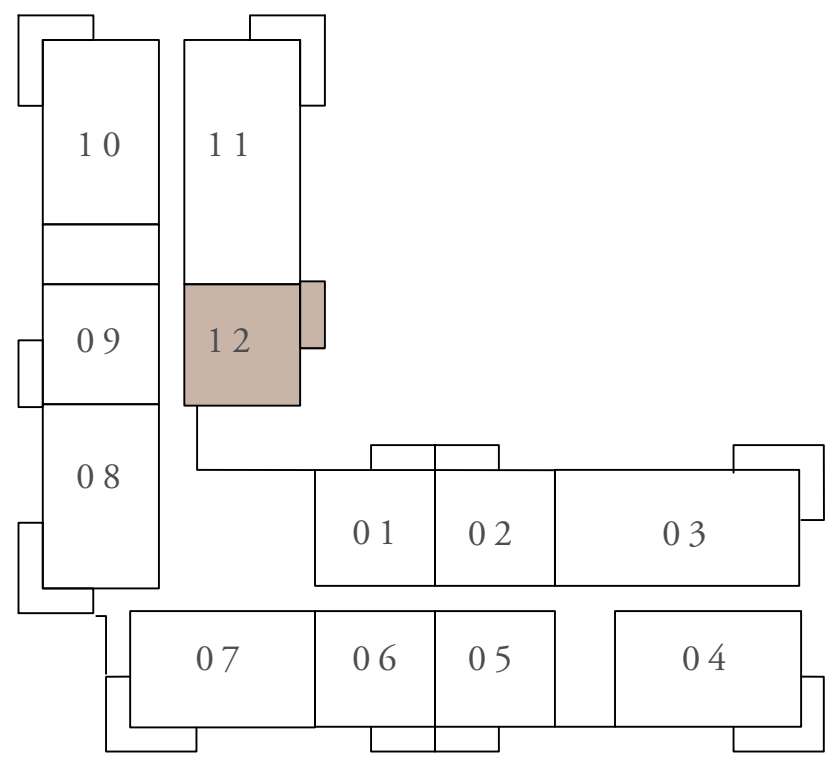
OCEAN POINT

RASHID YACHTS & MARINA

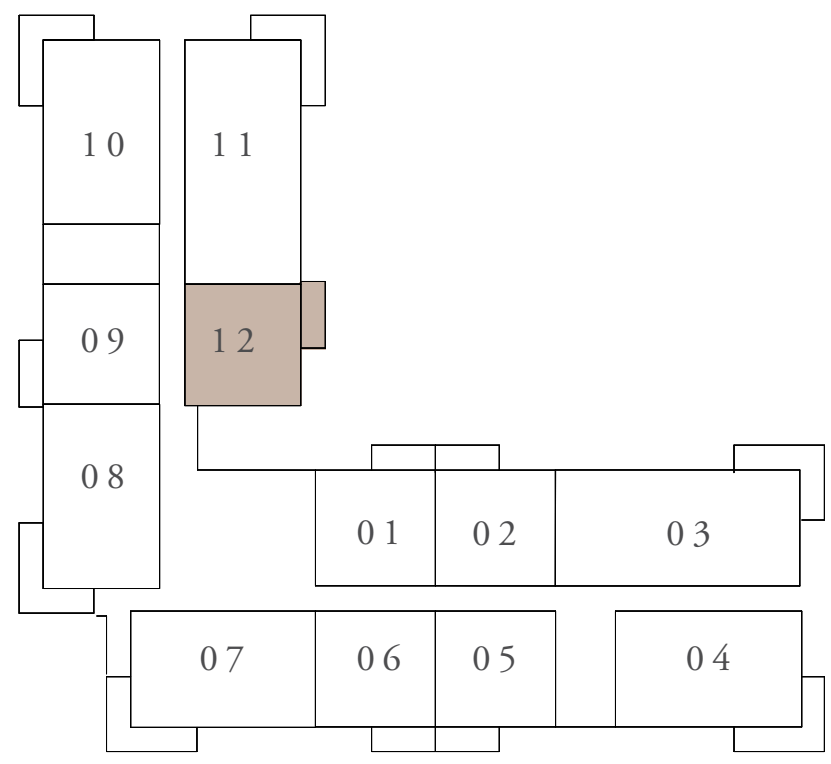
BUILDING 01 1 BEDROOM-1B

UNITS	212, 312, 412, 512, 612	
SUITE AREA	66.27 SQ.M.	713.32 SQ.FT.
TERRACE AREA	6.95 SQ.M.	74.81 SQ.FT.
TOTAL AREA	73.22 SQ.M.	788.13 SQ.FT.

KEY PLAN




2ND TO 4TH FLOOR

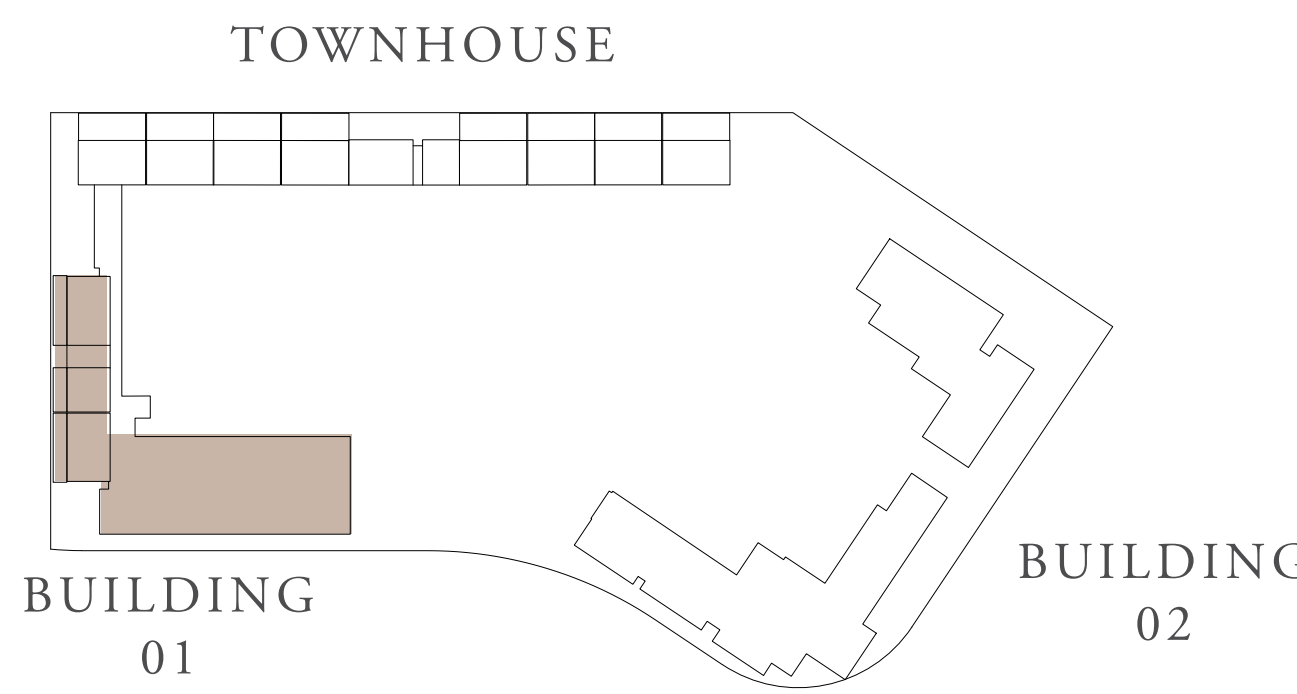


5TH AND 6TH FLOOR

KEY SECTION



LAYOUT



FLOOR PLAN 1. All dimensions are in imperial and metric, and measured from finish to finish excluding construction tolerances. 2. All materials, dimensions, and drawings are approximate only. 3. Information is subject to change without notice, at developer's absolute discretion. 4. Actual area may vary from the stated area. 5. Drawings not to scale. 6. All images used are for illustrative purposes only and do not represent the actual size, features, specifications, fittings, and furnishings. 7. The developer reserves the right to make revisions / alterations, at it's absolute discretion, without any liability whatsoever.

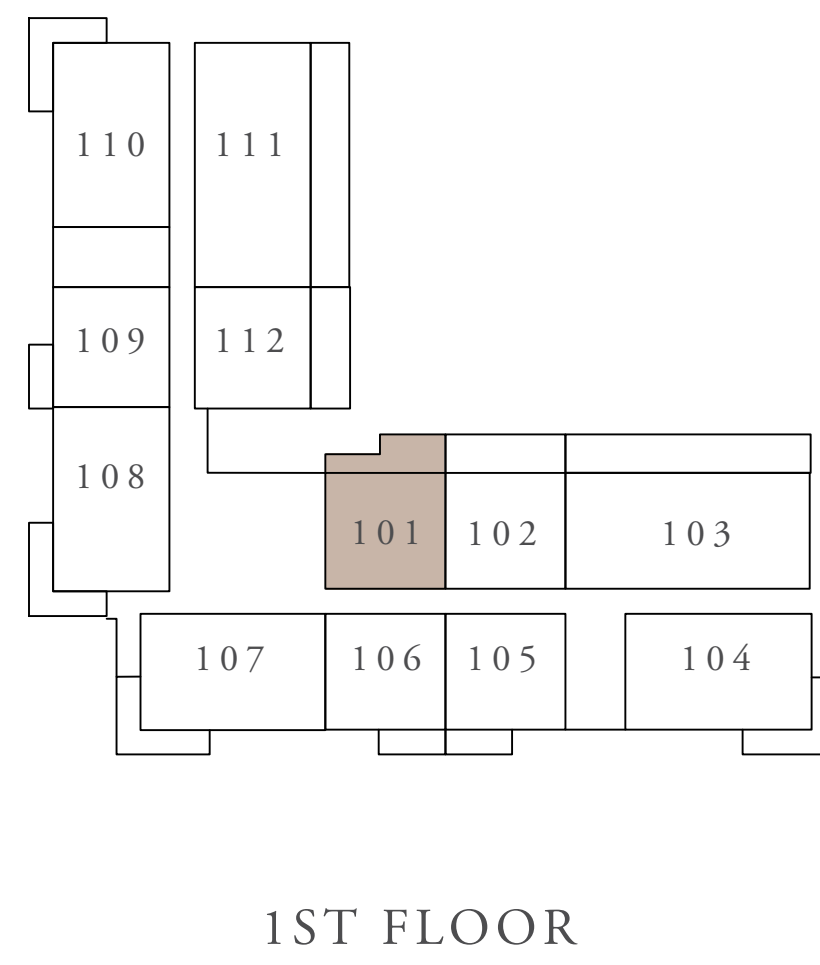
OCEAN POINT

RASHID YACHTS & MARINA


BUILDING 01 1 BEDROOM-1D

UNITS	101	
SUITE AREA	67.86 SQ.M.	730.44 SQ.FT.
TERRACE AREA	17.93 SQ.M.	193 SQ.FT.
TOTAL AREA	85.79 SQ.M.	923.44 SQ.FT.


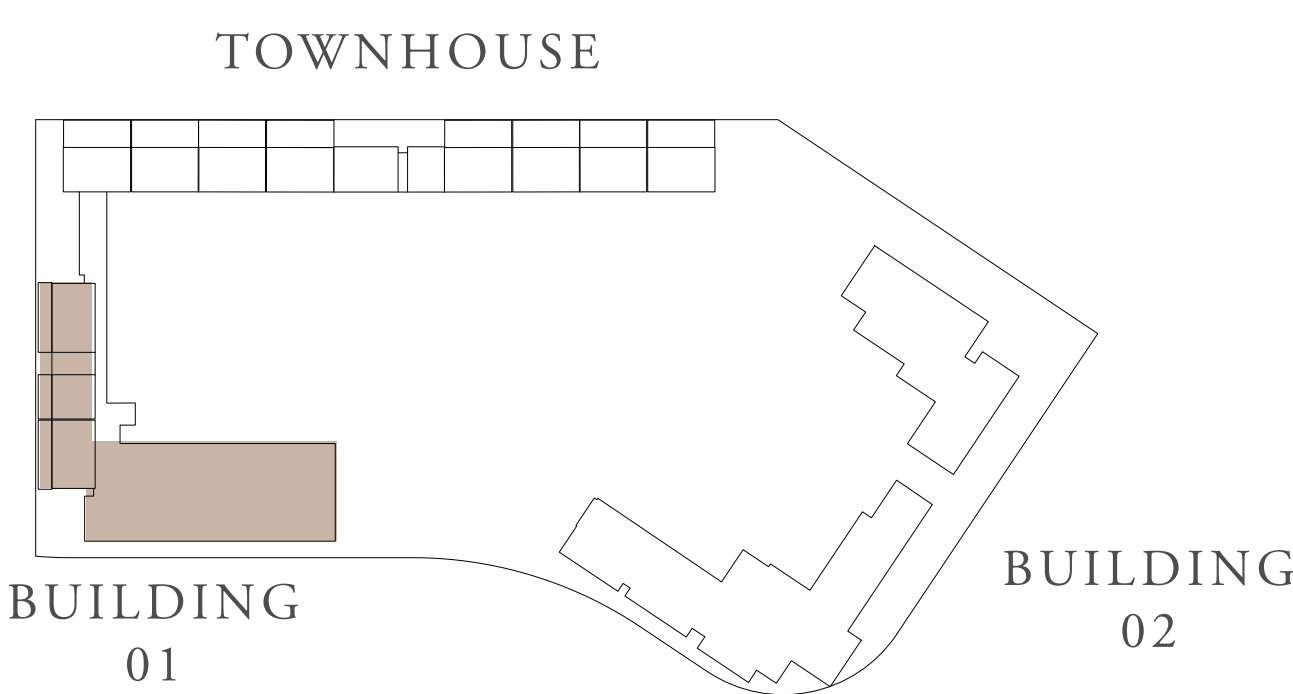
KEY PLAN



KEY SECTION



LAYOUT



FLOOR PLAN 1. All dimensions are in imperial and metric, and measured from finish to finish excluding construction tolerances. 2. All materials, dimensions, and drawings are approximate only. 3. Information is subject to change without notice, at developer's absolute discretion. 4. Actual area may vary from the stated area. 5. Drawings not to scale. 6. All images used are for illustrative purposes only and do not represent the actual size, features, specifications, fittings, and furnishings. 7. The developer reserves the right to make revisions / alterations, at it's absolute discretion, without any liability whatsoever.

OCEAN POINT

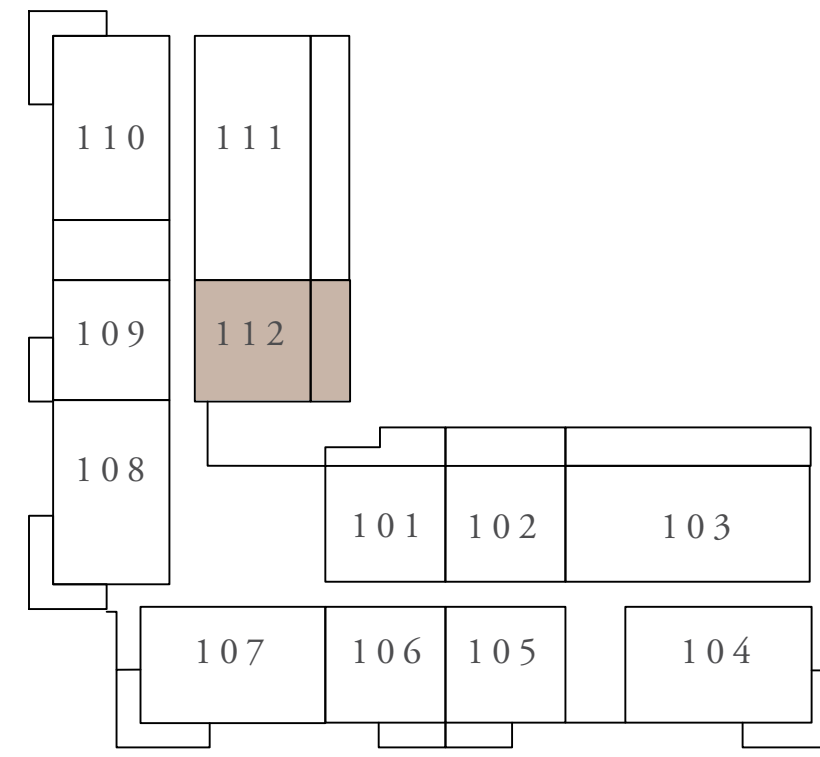
RASHID YACHTS & MARINA

BUILDING 01

1 BEDROOM-1F


UNITS	112	
SUITE AREA	66.27 SQ.M.	713.32 SQ.FT.
TERRACE AREA	24.07 SQ.M.	259.09 SQ.FT.
TOTAL AREA	90.34 SQ.M.	972.41 SQ.FT.

KEY PLAN


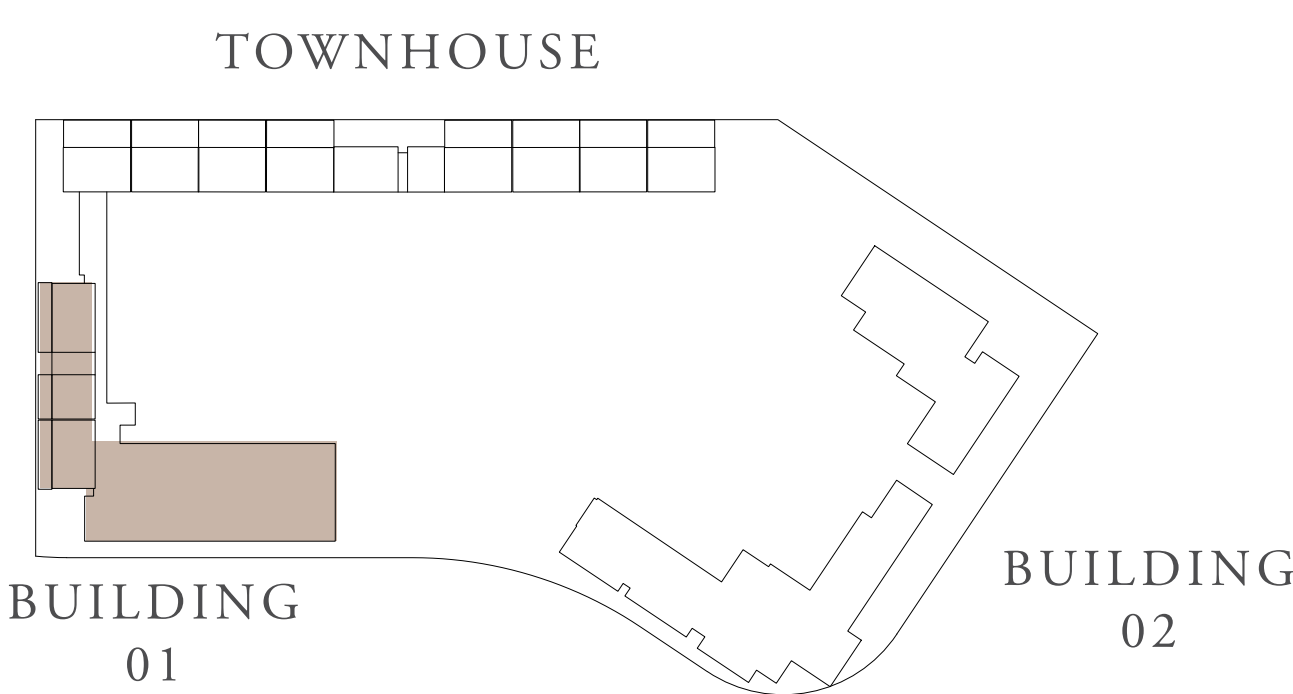


1ST FLOOR

KEY SECTION



LAYOUT



FLOOR PLAN 1. All dimensions are in imperial and metric, and measured from finish to finish excluding construction tolerances. 2. All materials, dimensions, and drawings are approximate only. 3. Information is subject to change without notice, at developer's absolute discretion. 4. Actual area may vary from the stated area. 5. Drawings not to scale. 6. All images used are for illustrative purposes only and do not represent the actual size, features, specifications, fittings, and furnishings. 7. The developer reserves the right to make revisions / alterations, at it's absolute discretion, without any liability whatsoever.

OCEAN POINT

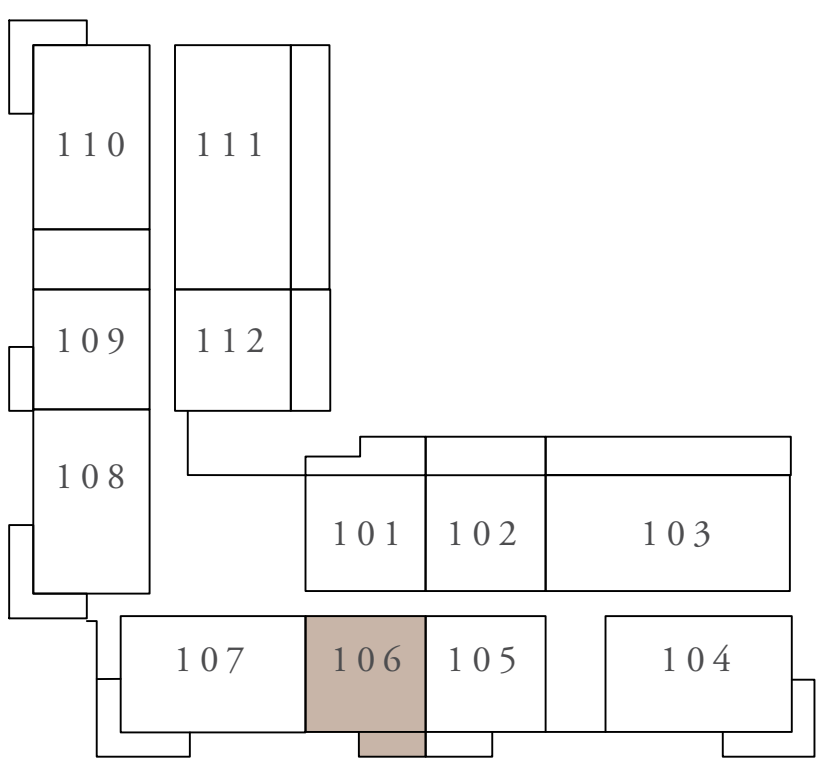
RASHID YACHTS & MARINA

BUILDING 01 1 BEDROOM-1G

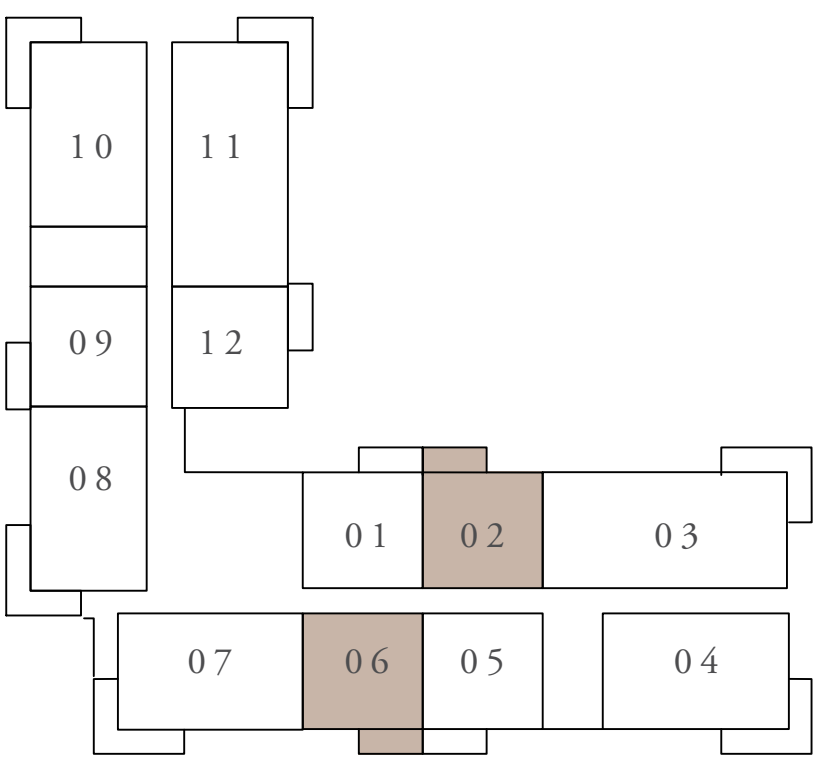
UNITS	106, 202, 206, 302, 306, 402, 406, 502, 506, 602, 606, 702, 706, 802, 806	
SUITE AREA	66.27 SQ.M.	713.32 SQ.FT.
TERRACE AREA	6.99 SQ.M.	75.24 SQ.FT.
TOTAL AREA	73.26 SQ.M.	788.56 SQ.FT.



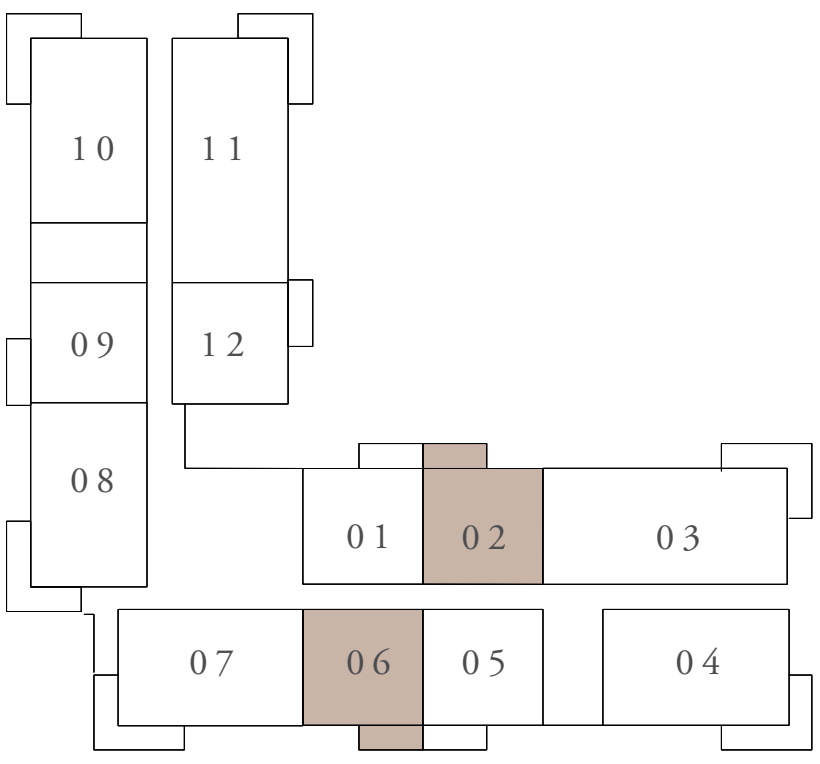
KEY PLAN



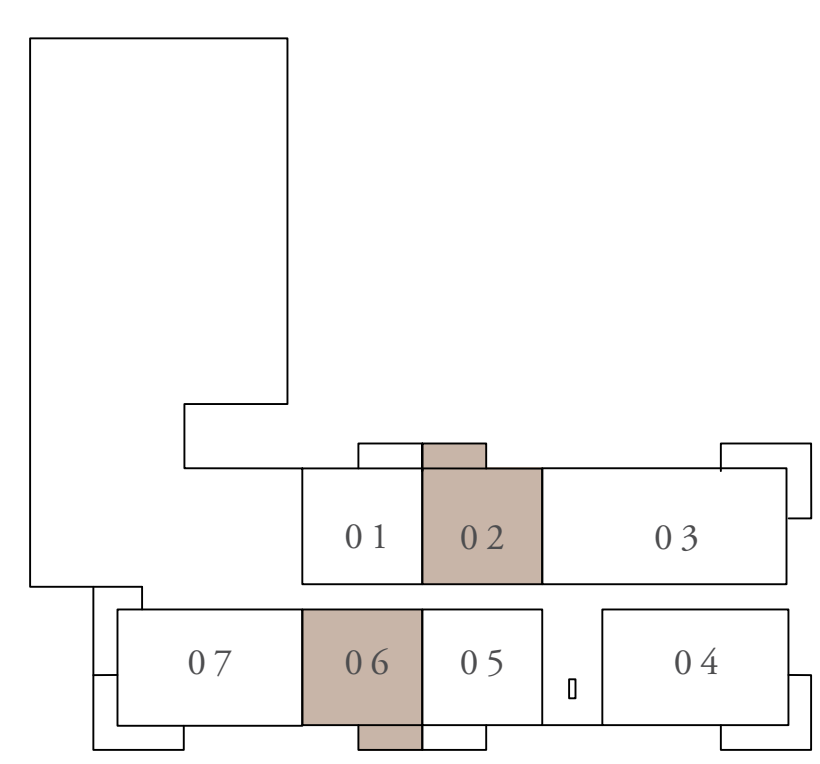
1ST FLOOR



2ND TO 4TH FLOOR



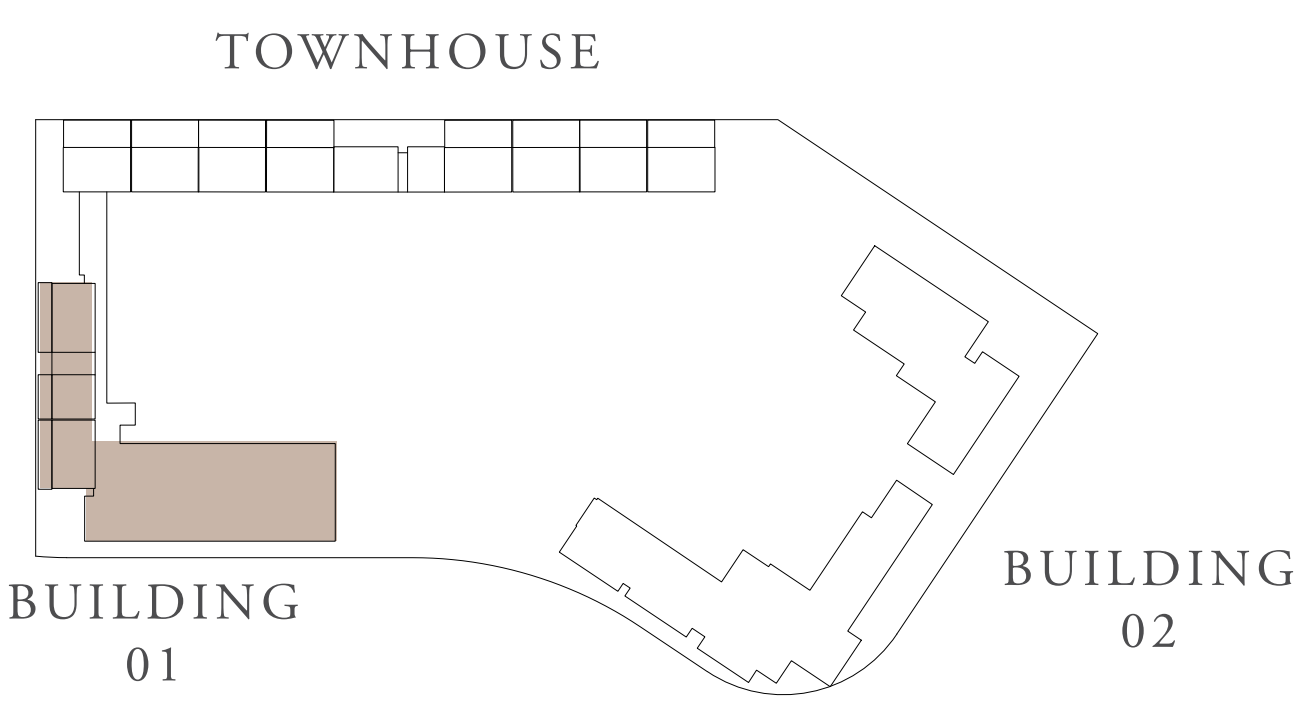

5TH AND 6TH FLOOR



7TH AND 8TH FLOOR

KEY SECTION

LAYOUT




FLOOR PLAN 1. All dimensions are in imperial and metric, and measured from finish to finish excluding construction tolerances. 2. All materials, dimensions, and drawings are approximate only. 3. Information is subject to change without notice, at developer's absolute discretion. 4. Actual area may vary from the stated area. 5. Drawings not to scale. 6. All images used are for illustrative purposes only and do not represent the actual size, features, specifications, fittings, and furnishings. 7. The developer reserves the right to make revisions / alterations, at its absolute discretion, without any liability whatsoever.

OCEAN POINT

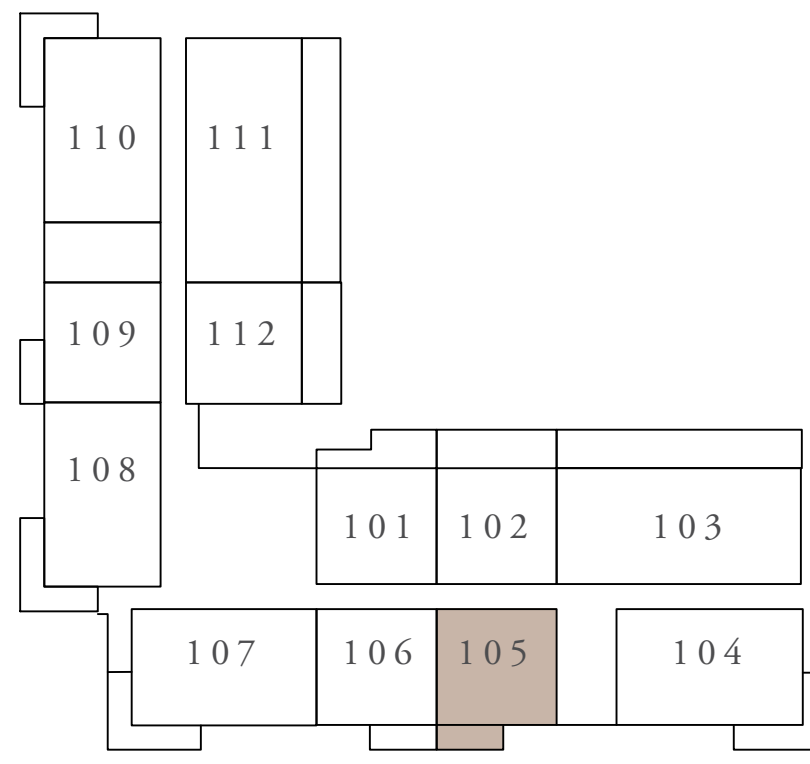
RASHID YACHTS & MARINA

BUILDING 01 1 BEDROOM-1H

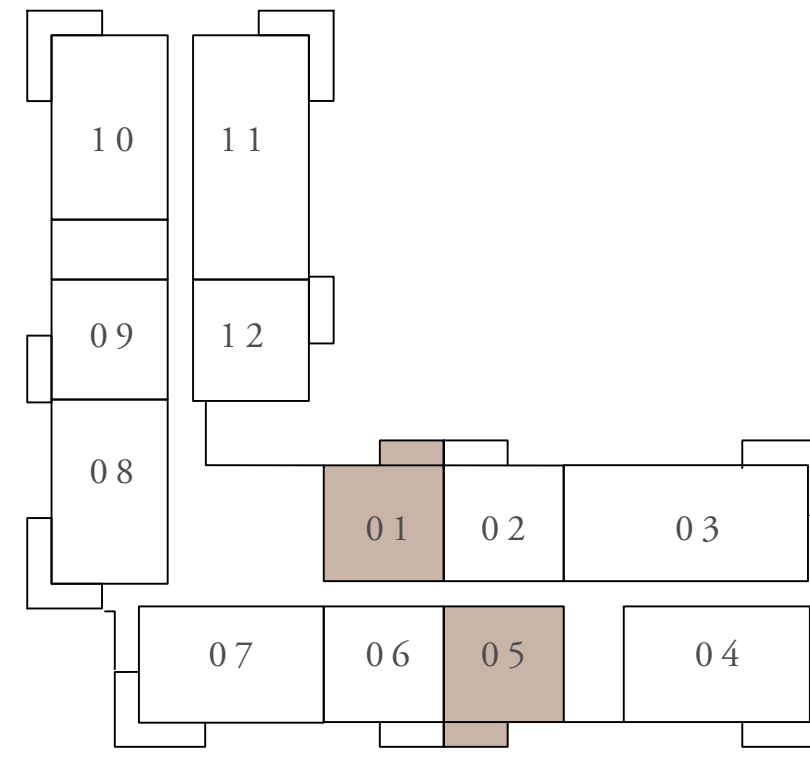
UNITS	105, 201, 205, 301, 305, 401, 405, 501, 505, 601, 605, 701, 705, 801, 805	
SUITE AREA	67.86 SQ.M.	730.44 SQ.FT.
TERRACE AREA	6.99 SQ.M.	75.24 SQ.FT.
TOTAL AREA	74.85 SQ.M.	805.68 SQ.FT.



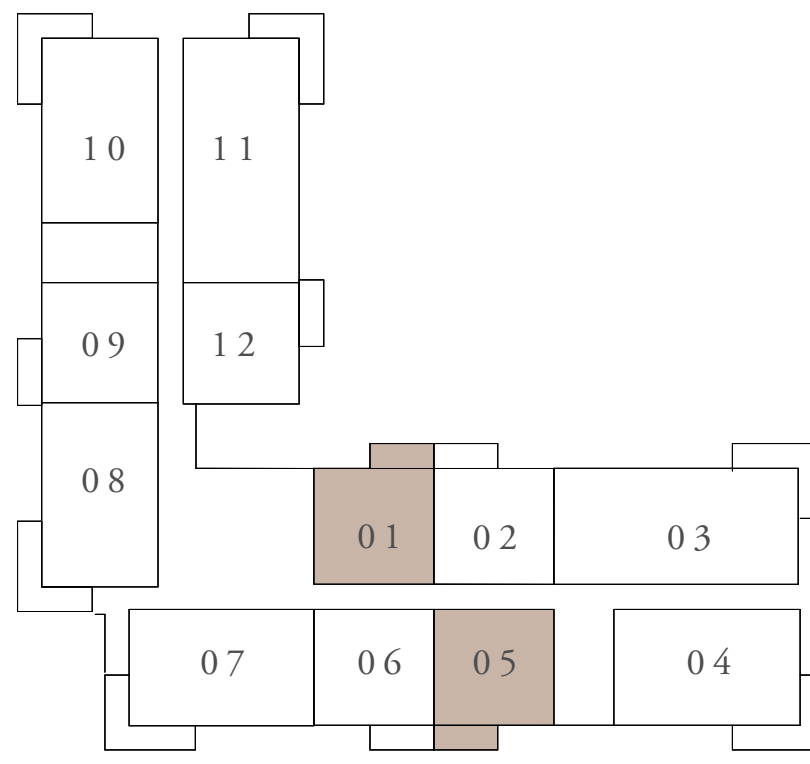
KEY PLAN



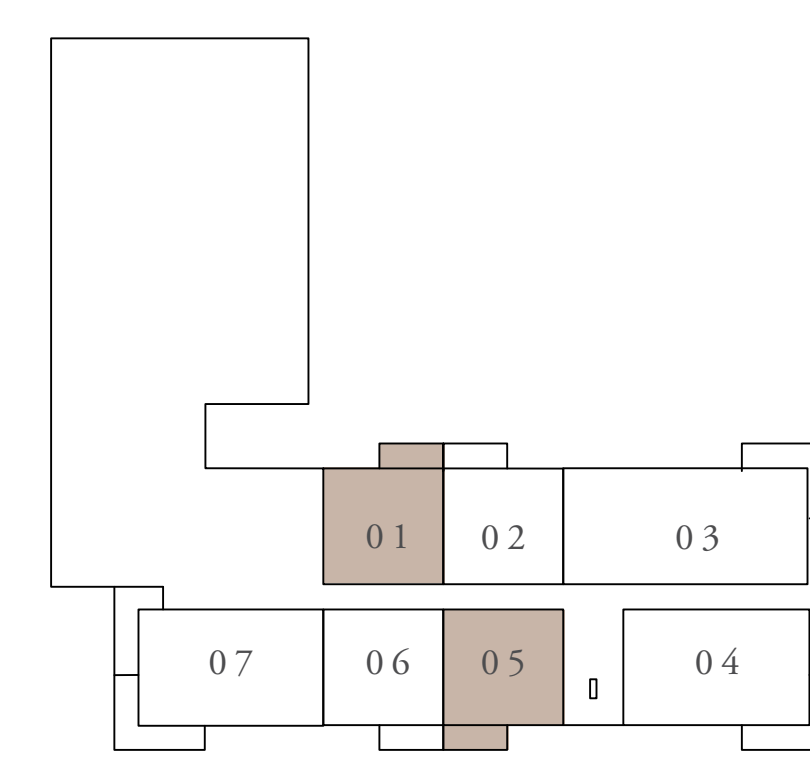
1ST FLOOR



2ND TO 4TH FLOOR




5TH AND 6TH FLOOR



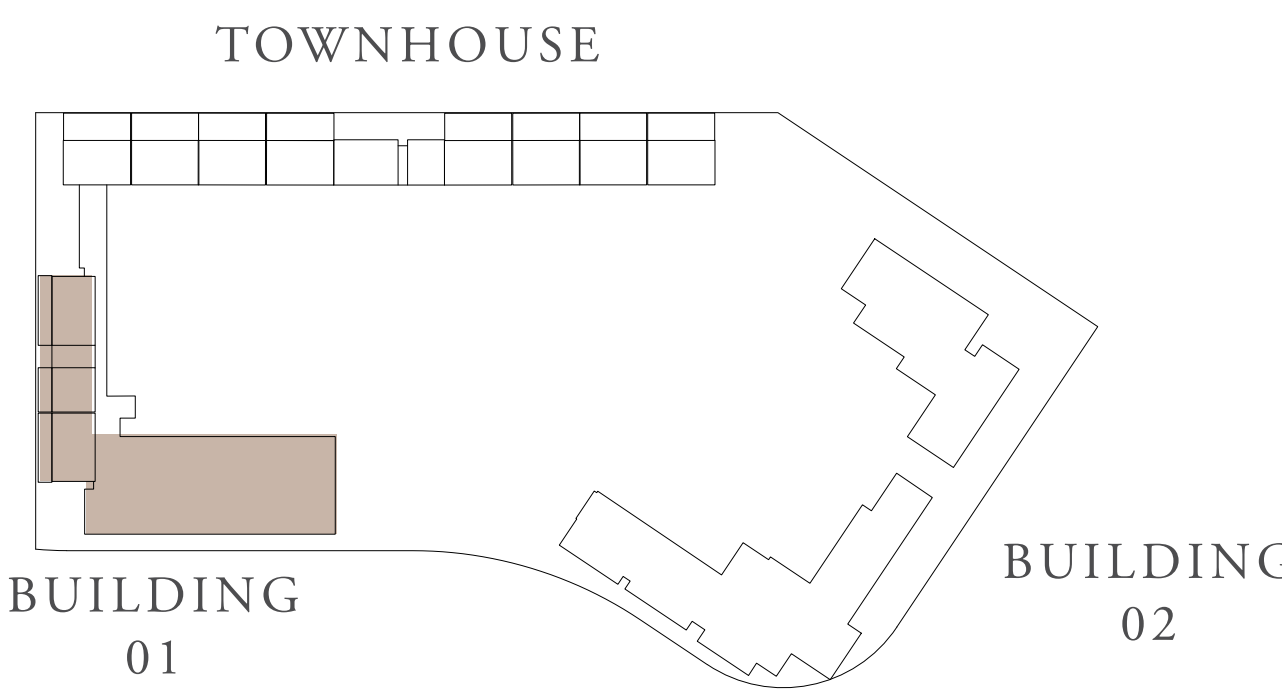
7TH AND 8TH FLOOR

KEY SECTION

LAYOUT



GROUND FLOOR



BUILDING 01

BUILDING 02

TOWNHOUSE

FLOOR PLAN 1. All dimensions are in imperial and metric, and measured from finish to finish excluding construction tolerances. 2. All materials, dimensions, and drawings are approximate only. 3. Information is subject to change without notice, at developer's absolute discretion. 4. Actual area may vary from the stated area. 5. Drawings not to scale. 6. All images used are for illustrative purposes only and do not represent the actual size, features, specifications, fittings, and furnishings. 7. The developer reserves the right to make revisions / alterations, at its absolute discretion, without any liability whatsoever.

OCEAN POINT

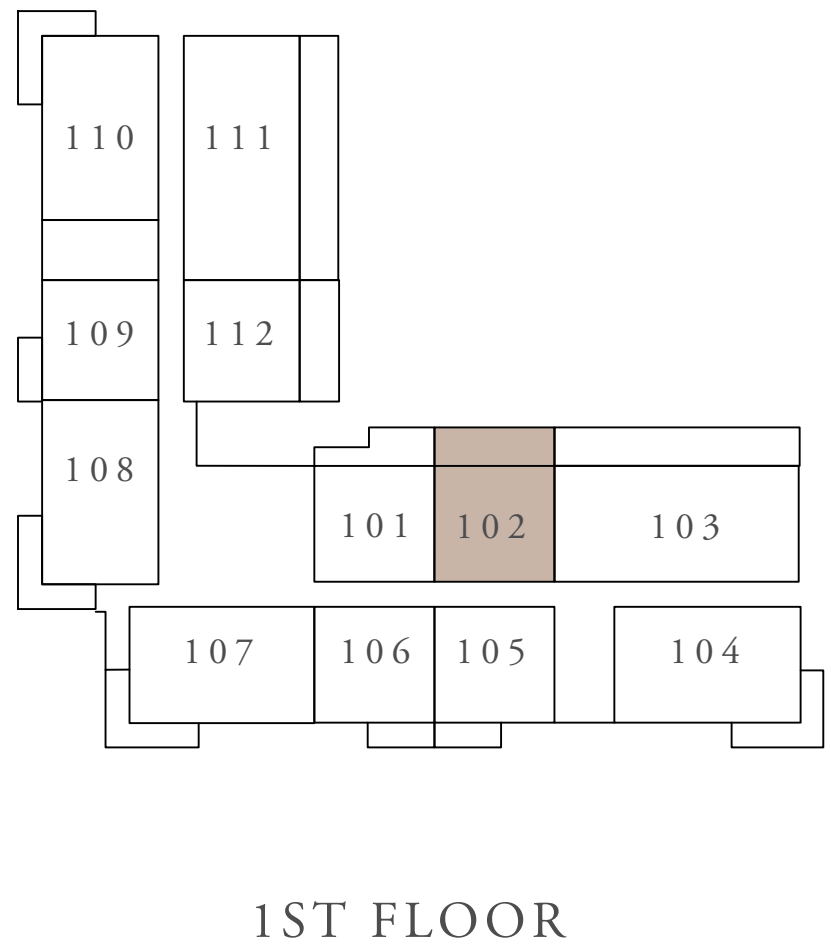
RASHID YACHTS & MARINA

BUILDING 01


1 BEDROOM-1I

UNITS	102	
SUITE AREA	66.27 SQ.M.	713.32 SQ.FT.
TERRACE AREA	23.53 SQ.M.	253.27 SQ.FT.
TOTAL AREA	89.8 SQ.M.	966.6 SQ.FT.

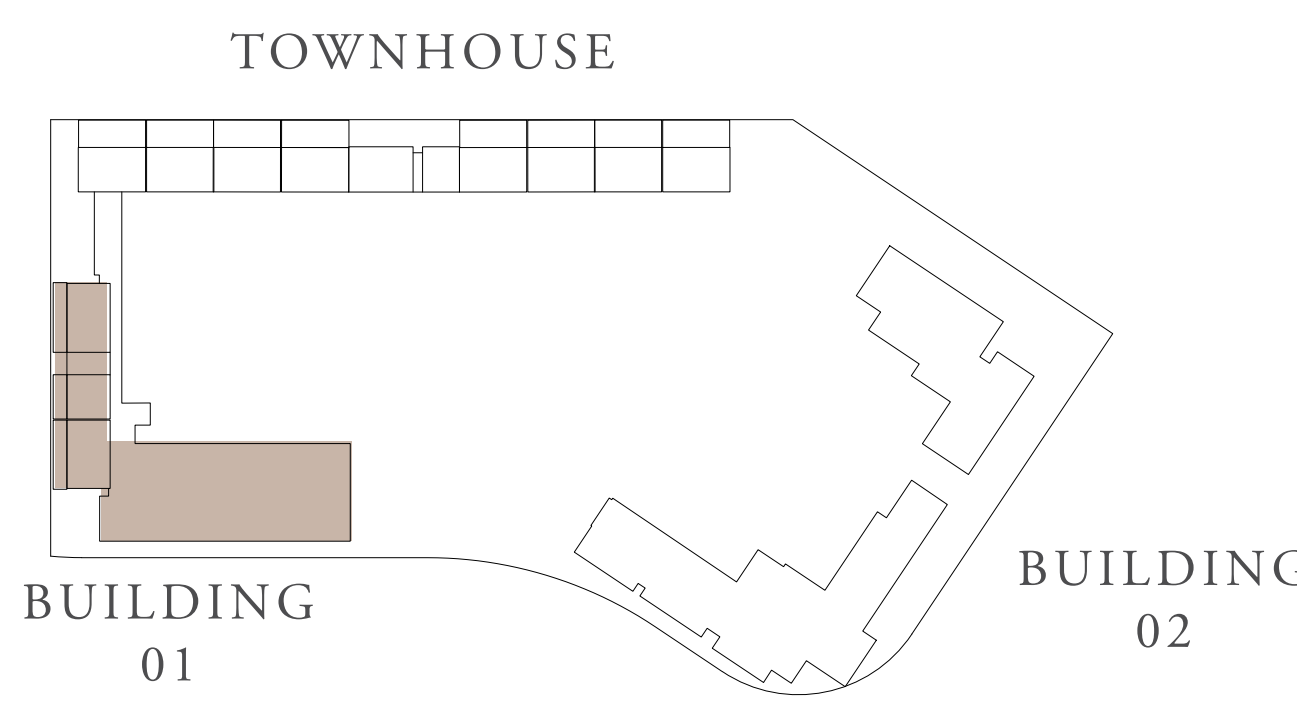
KEY PLAN



KEY SECTION



LAYOUT



FLOOR PLAN 1. All dimensions are in imperial and metric, and measured from finish to finish excluding construction tolerances. 2. All materials, dimensions, and drawings are approximate only. 3. Information is subject to change without notice, at developer's absolute discretion. 4. Actual area may vary from the stated area. 5. Drawings not to scale. 6. All images used are for illustrative purposes only and do not represent the actual size, features, specifications, fittings, and furnishings. 7. The developer reserves the right to make revisions / alterations, at it's absolute discretion, without any liability whatsoever.

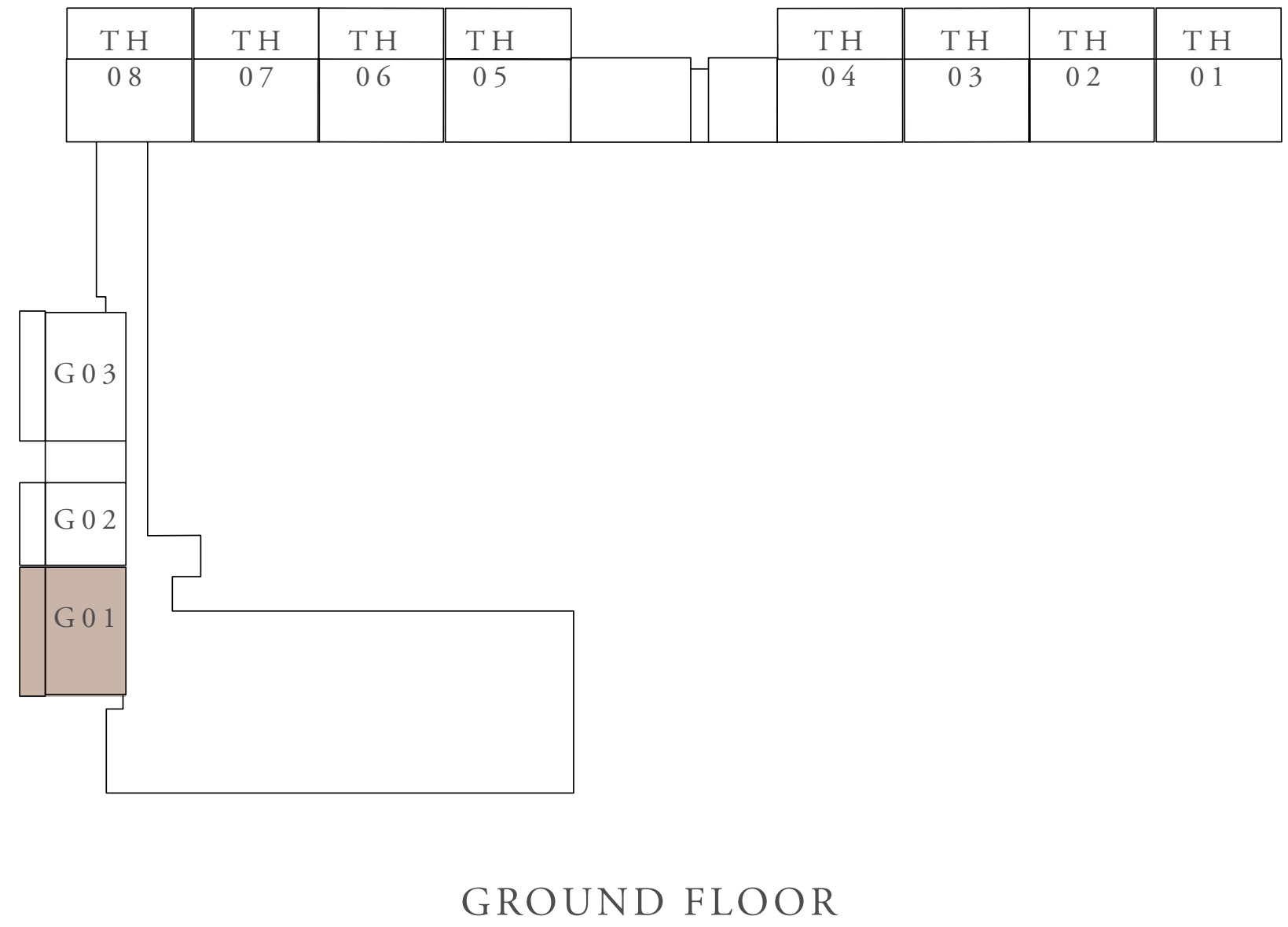
OCEAN POINT

RASHID YACHTS & MARINA

BUILDING 01 2 BEDROOM-1A

UNITS	G01	
SUITE AREA	101.62 SQ.M.	1093.83 SQ.FT.
TERRACE AREA	34.17 SQ.M.	367.8 SQ.FT.
TOTAL AREA	135.79 SQ.M.	1461.63 SQ.FT.

KEY PLAN


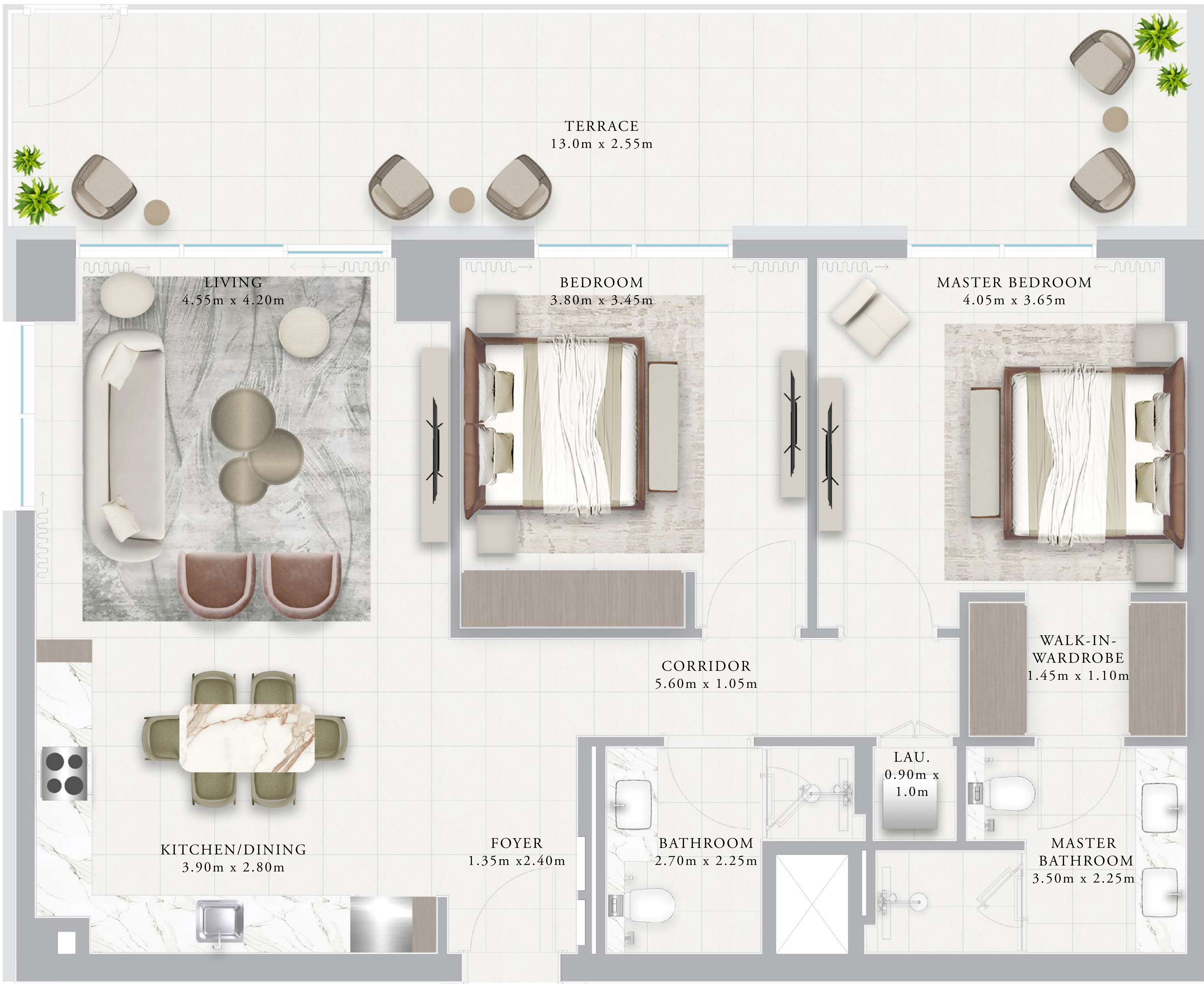
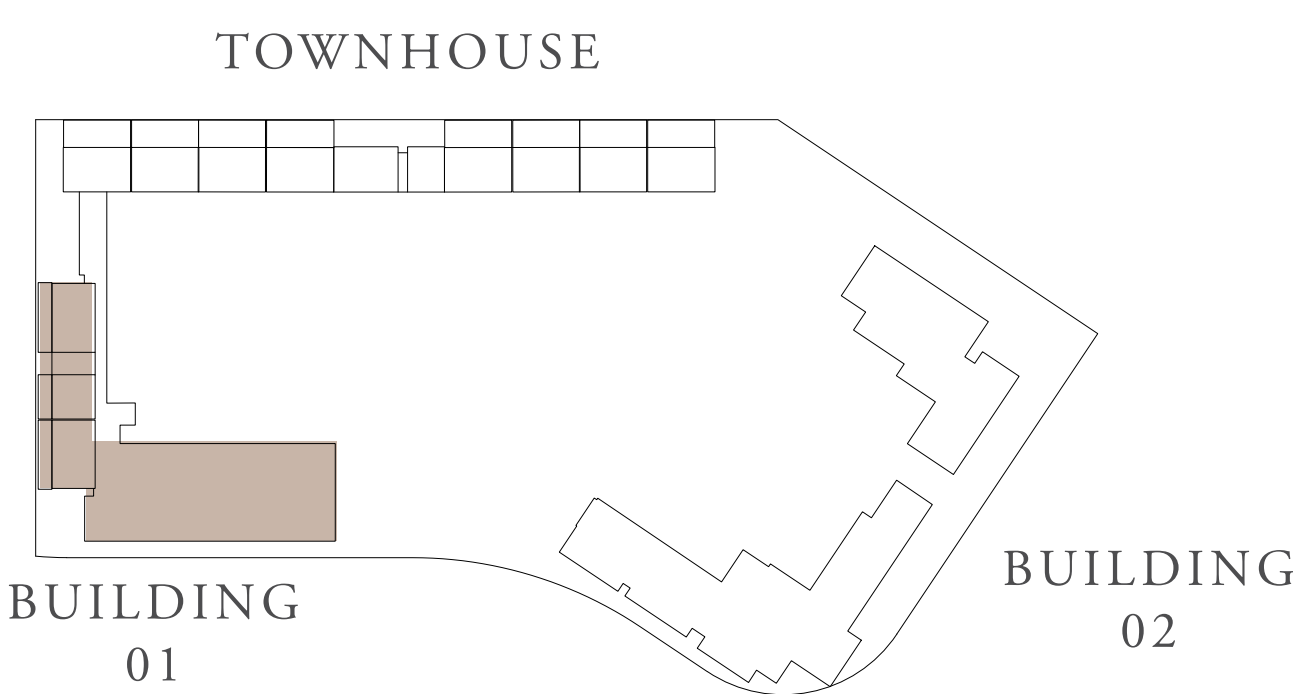


GROUND FLOOR

KEY SECTION



LAYOUT



FLOOR PLAN 1. All dimensions are in imperial and metric, and measured from finish to finish excluding construction tolerances. 2. All materials, dimensions, and drawings are approximate only. 3. Information is subject to change without notice, at developer's absolute discretion. 4. Actual area may vary from the stated area. 5. Drawings not to scale. 6. All images used are for illustrative purposes only and do not represent the actual size, features, specifications, fittings, and furnishings. 7. The developer reserves the right to make revisions / alterations, at it's absolute discretion, without any liability whatsoever.

OCEAN POINT

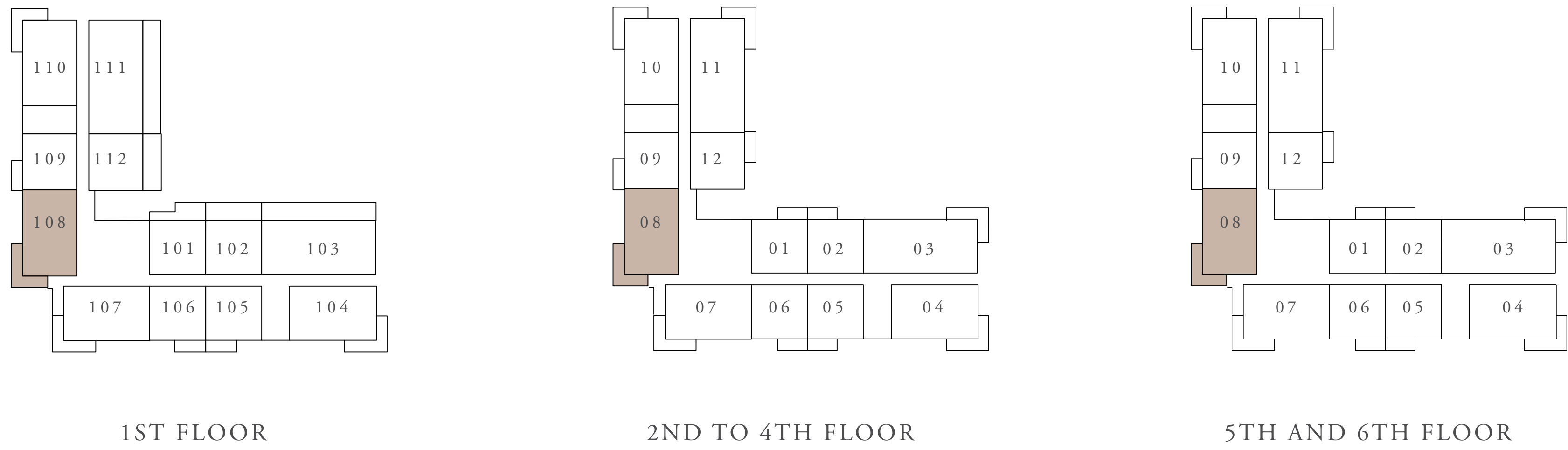
RASHID YACHTS & MARINA

BUILDING 01 2 BEDROOM-1B


UNITS	108	
SUITE AREA	101.75 SQ.M.	1095.23 SQ.FT.
TERRACE AREA	15.33 SQ.M.	165.01 SQ.FT.
TOTAL AREA	117.08 SQ.M.	1260.24 SQ.FT.

UNITS	208, 308, 408, 508, 608	
SUITE AREA	101.76 SQ.M.	1095.34 SQ.FT.
TERRACE AREA	14.84 SQ.M.	159.74 SQ.FT.
TOTAL AREA	116.6 SQ.M.	1255.07 SQ.FT.

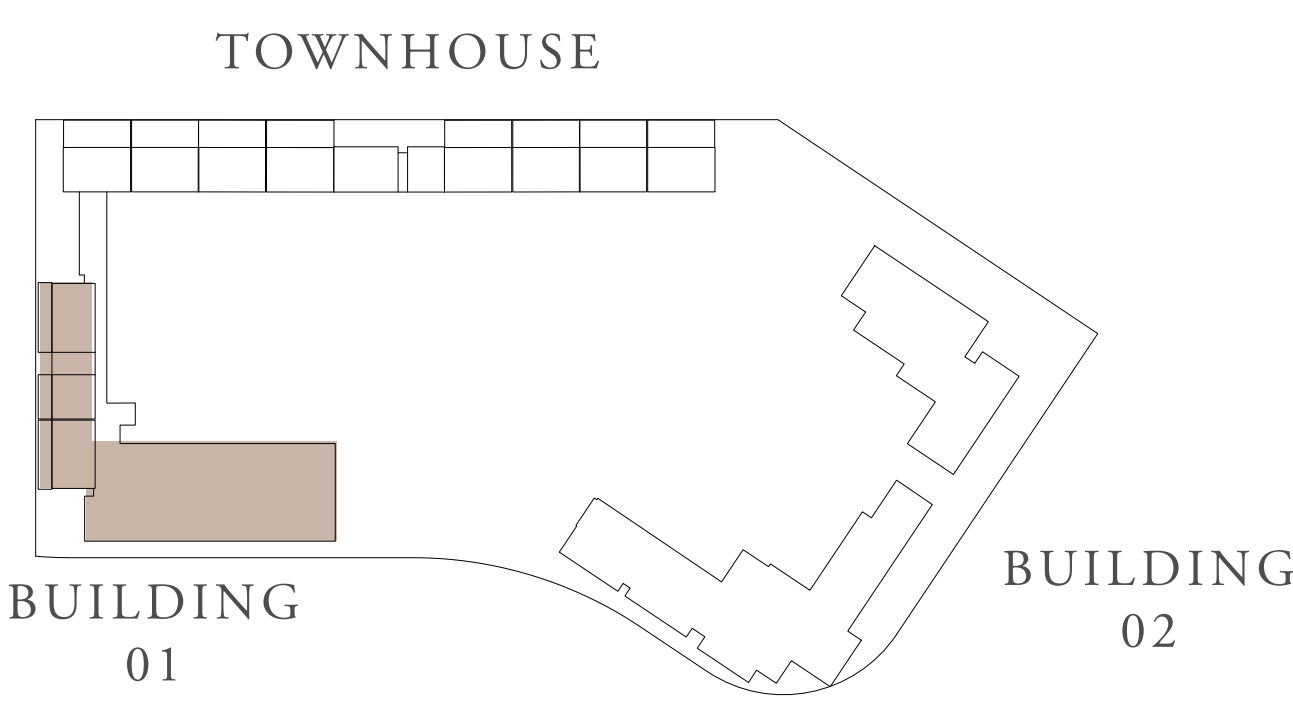
KEY PLAN



KEY SECTION



LAYOUT



FLOOR PLAN 1. All dimensions are in imperial and metric, and measured from finish to finish excluding construction tolerances. 2. All materials, dimensions, and drawings are approximate only. 3. Information is subject to change without notice, at developer's absolute discretion. 4. Actual area may vary from the stated area. 5. Drawings not to scale. 6. All images used are for illustrative purposes only and do not represent the actual size, features, specifications, fittings, and furnishings. 7. The developer reserves the right to make revisions / alterations, at it's absolute discretion, without any liability whatsoever.

OCEAN POINT

RASHID YACHTS & MARINA

BUILDING 01 2 BEDROOM-1C

UNITS	107	
SUITE AREA	101.74 SQ.M.	1095.12 SQ.FT.
TERRACE AREA	15.41 SQ.M.	165.87 SQ.FT.
TOTAL AREA	117.15 SQ.M.	1260.99 SQ.FT.


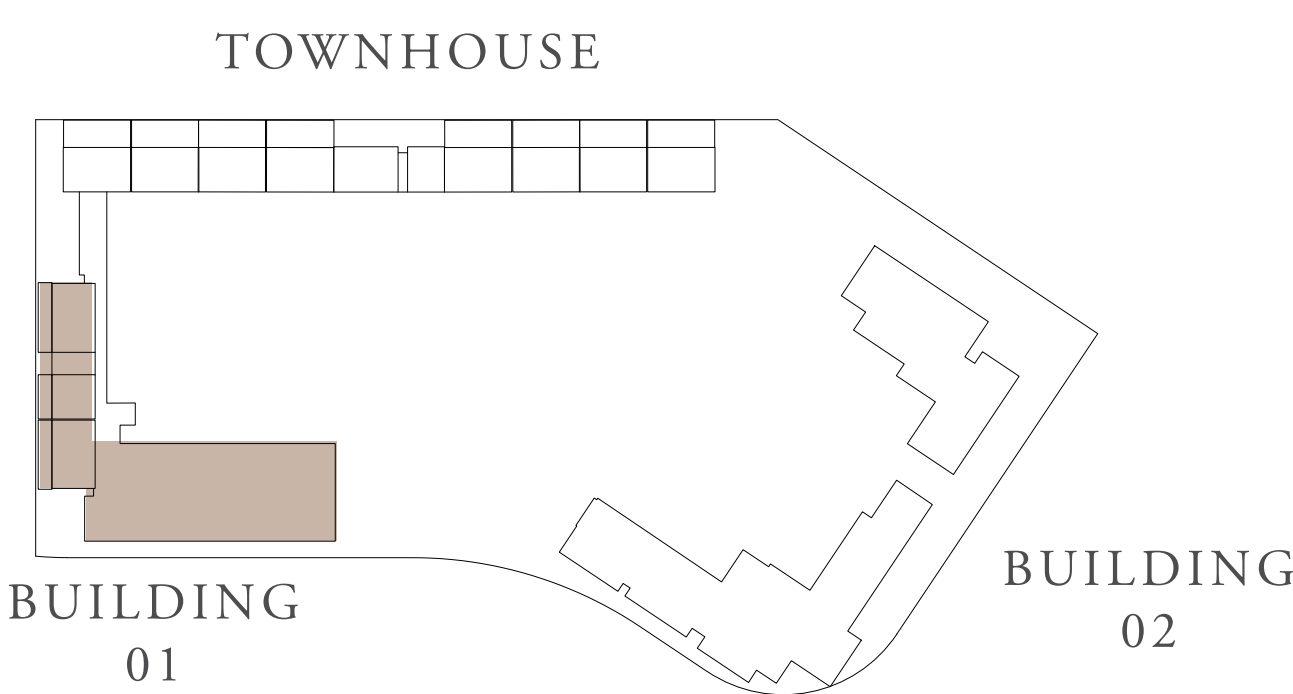
UNITS	207, 307, 407, 507, 607, 707, 807	
SUITE AREA	101.76 SQ.M.	1095.34 SQ.FT.
TERRACE AREA	14.84 SQ.M.	159.74 SQ.FT.
TOTAL AREA	116.6 SQ.M.	1255.07 SQ.FT.

KEY PLAN



KEY SECTION

LAYOUT



FLOOR PLAN 1. All dimensions are in imperial and metric, and measured from finish to finish excluding construction tolerances. 2. All materials, dimensions, and drawings are approximate only. 3. Information is subject to change without notice, at developer's absolute discretion. 4. Actual area may vary from the stated area. 5. Drawings not to scale. 6. All images used are for illustrative purposes only and do not represent the actual size, features, specifications, fittings, and furnishings. 7. The developer reserves the right to make revisions / alterations, at its absolute discretion, without any liability whatsoever.

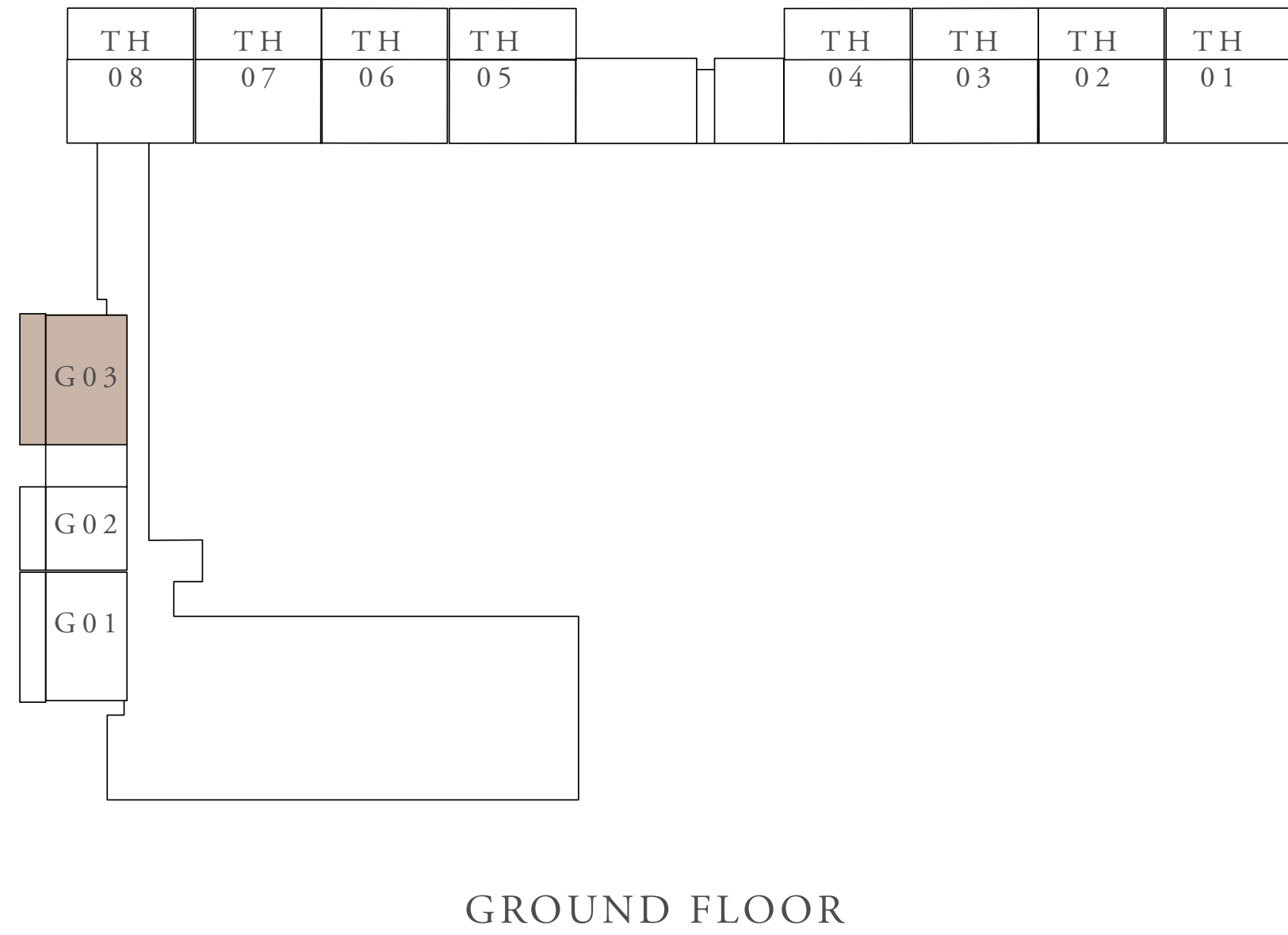
OCEAN POINT

RASHID YACHTS & MARINA

BUILDING 01 2 BEDROOM-2A

UNITS	G03	
SUITE AREA	103.45 SQ.M.	1113.53 SQ.FT.
TERRACE AREA	33.97 SQ.M.	365.65 SQ.FT.
TOTAL AREA	137.42 SQ.M.	1479.18 SQ.FT.


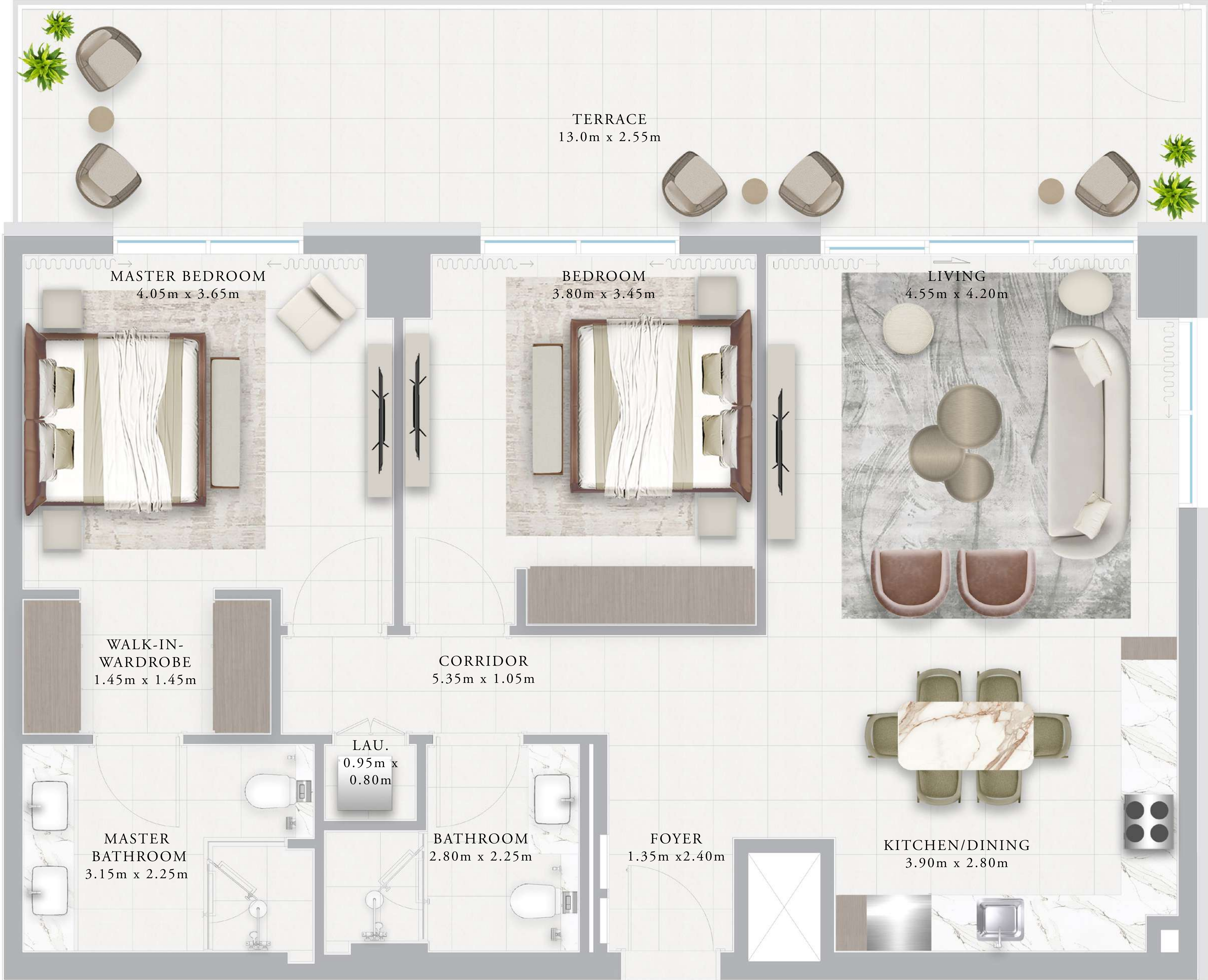
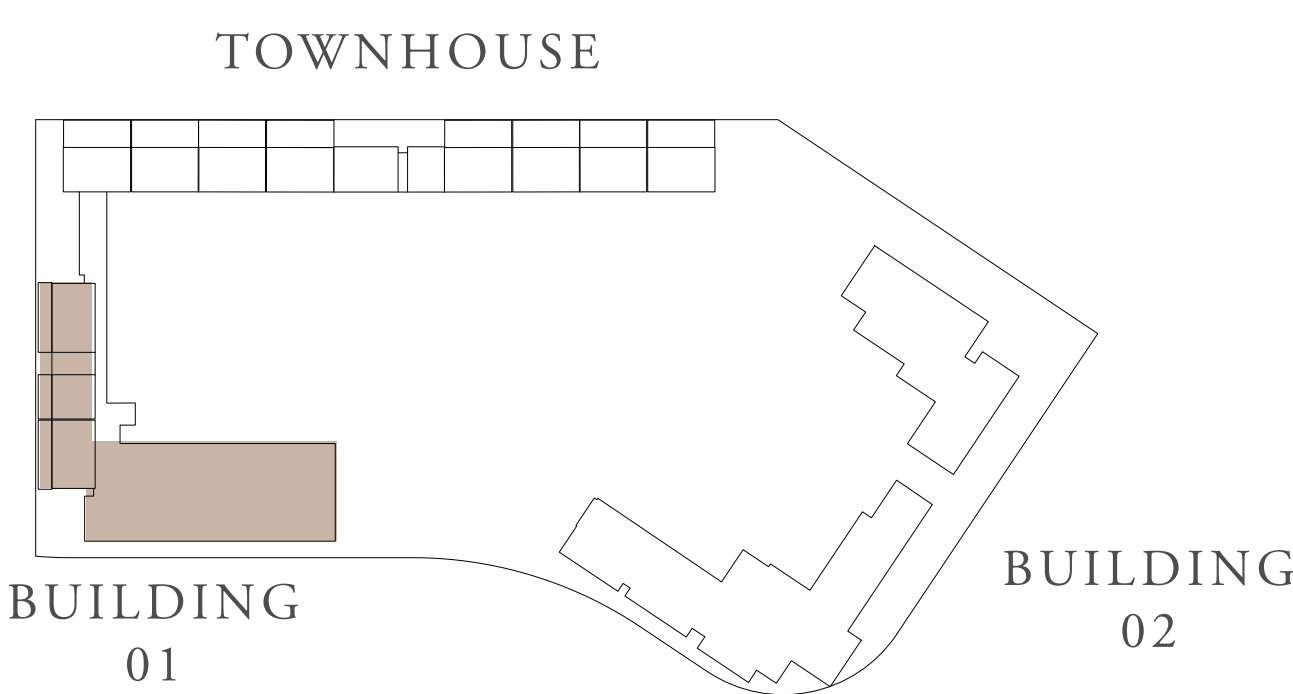
KEY PLAN



KEY SECTION



LAYOUT



FLOOR PLAN 1. All dimensions are in imperial and metric, and measured from finish to finish excluding construction tolerances. 2. All materials, dimensions, and drawings are approximate only. 3. Information is subject to change without notice, at developer's absolute discretion. 4. Actual area may vary from the stated area. 5. Drawings not to scale. 6. All images used are for illustrative purposes only and do not represent the actual size, features, specifications, fittings, and furnishings. 7. The developer reserves the right to make revisions / alterations, at its absolute discretion, without any liability whatsoever.

OCEAN POINT

RASHID YACHTS & MARINA

BUILDING 01 2 BEDROOM-2C

UNITS	104	
SUITE AREA	103.46 SQ.M.	1113.63 SQ.FT.
TERRACE AREA	15.41 SQ.M.	165.87 SQ.FT.
TOTAL AREA	118.87 SQ.M.	1279.51 SQ.FT.


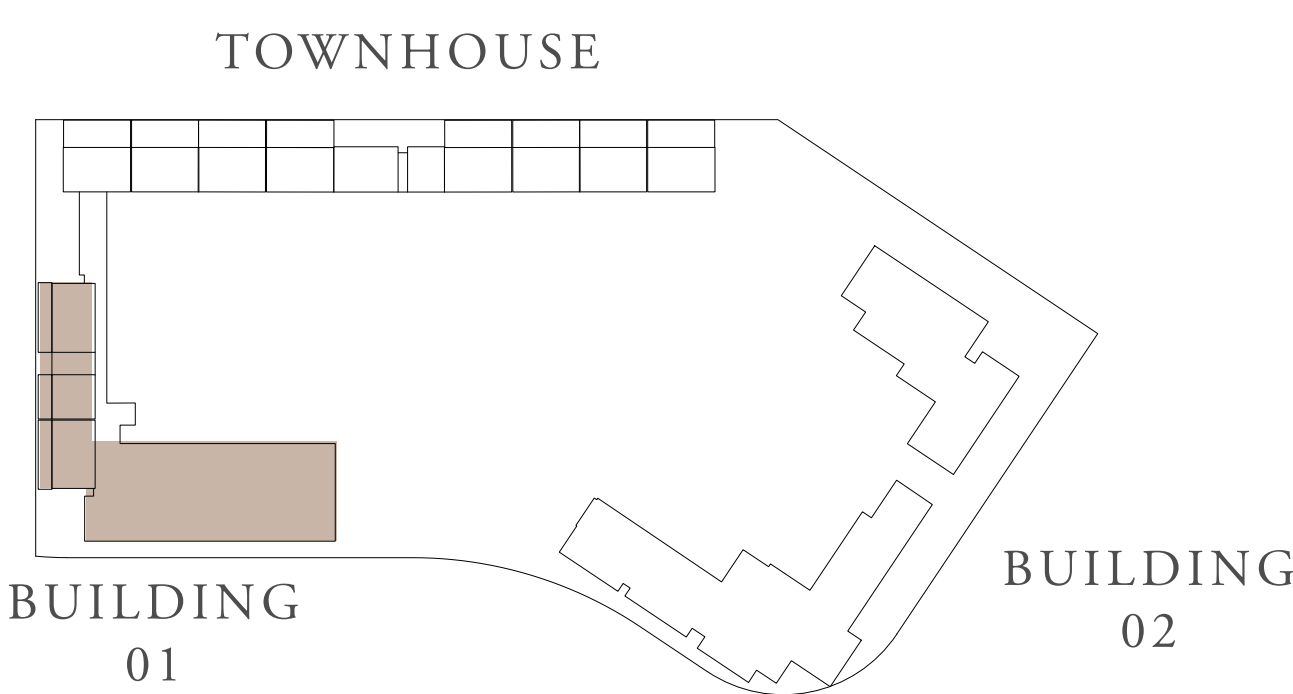

UNITS	204, 304, 404, 504, 604, 704, 804	
SUITE AREA	103.47 SQ.M.	1113.74 SQ.FT.
TERRACE AREA	14.84 SQ.M.	159.74 SQ.FT.
TOTAL AREA	118.31 SQ.M.	1273.48 SQ.FT.

KEY PLAN



KEY SECTION

LAYOUT



FLOOR PLAN 1. All dimensions are in imperial and metric, and measured from finish to finish excluding construction tolerances. 2. All materials, dimensions, and drawings are approximate only. 3. Information is subject to change without notice, at developer's absolute discretion. 4. Actual area may vary from the stated area. 5. Drawings not to scale. 6. All images used are for illustrative purposes only and do not represent the actual size, features, specifications, fittings, and furnishings. 7. The developer reserves the right to make revisions / alterations, at its absolute discretion, without any liability whatsoever.

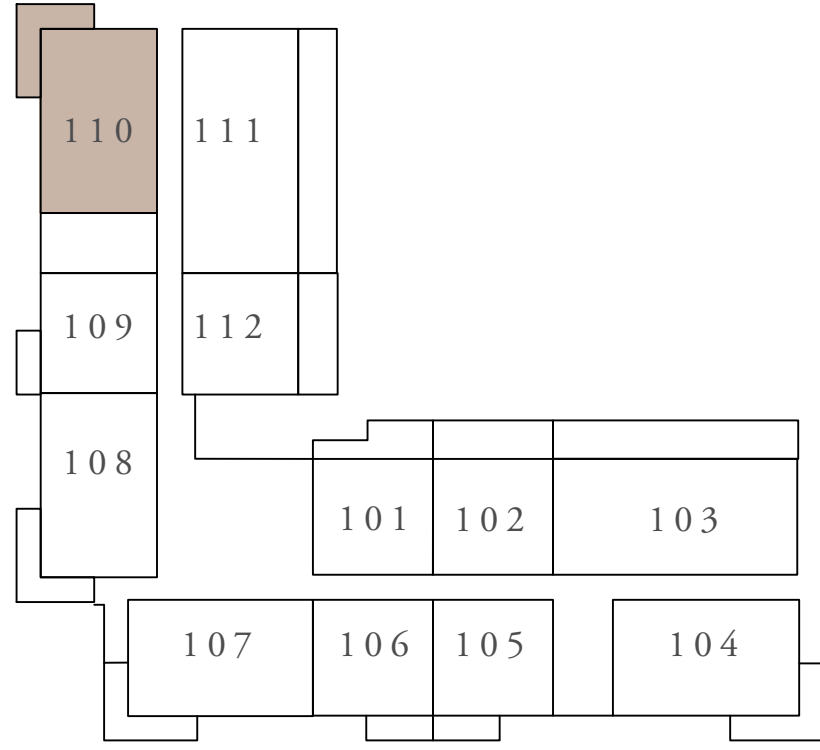
OCEAN POINT

RASHID YACHTS & MARINA

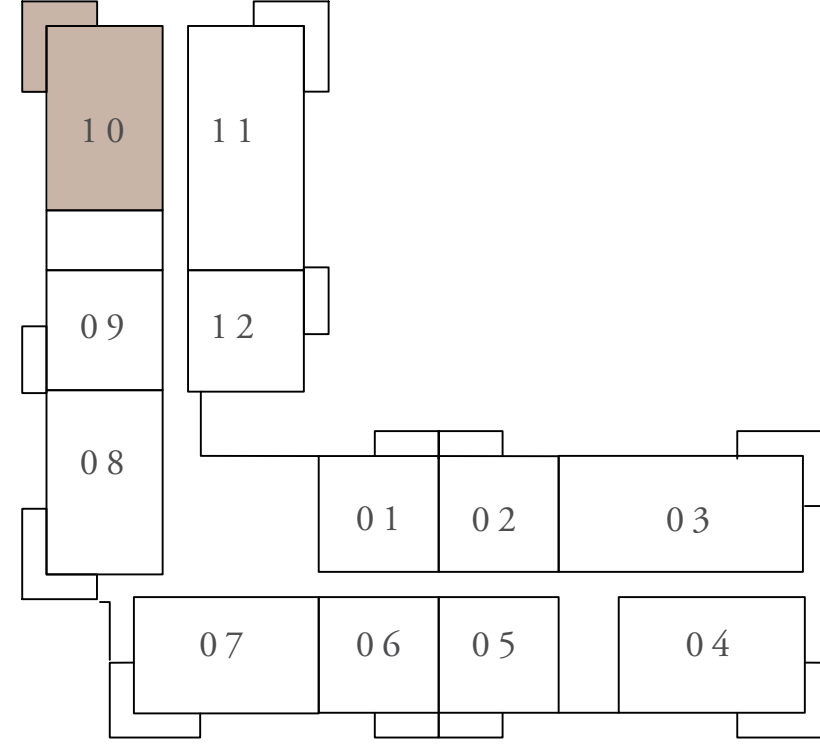
BUILDING 01 2 BEDROOM-4A

UNITS	110	
SUITE AREA	103.46 SQ.M.	1113.63 SQ.FT.
TERRACE AREA	15.33 SQ.M.	165.01 SQ.FT.
TOTAL AREA	118.79 SQ.M.	1278.64 SQ.FT.
UNITS	210, 310, 410, 510, 610	
SUITE AREA	103.47 SQ.M.	1113.74 SQ.FT.
TERRACE AREA	14.85 SQ.M.	159.84 SQ.FT.
TOTAL AREA	118.32 SQ.M.	1273.59 SQ.FT.

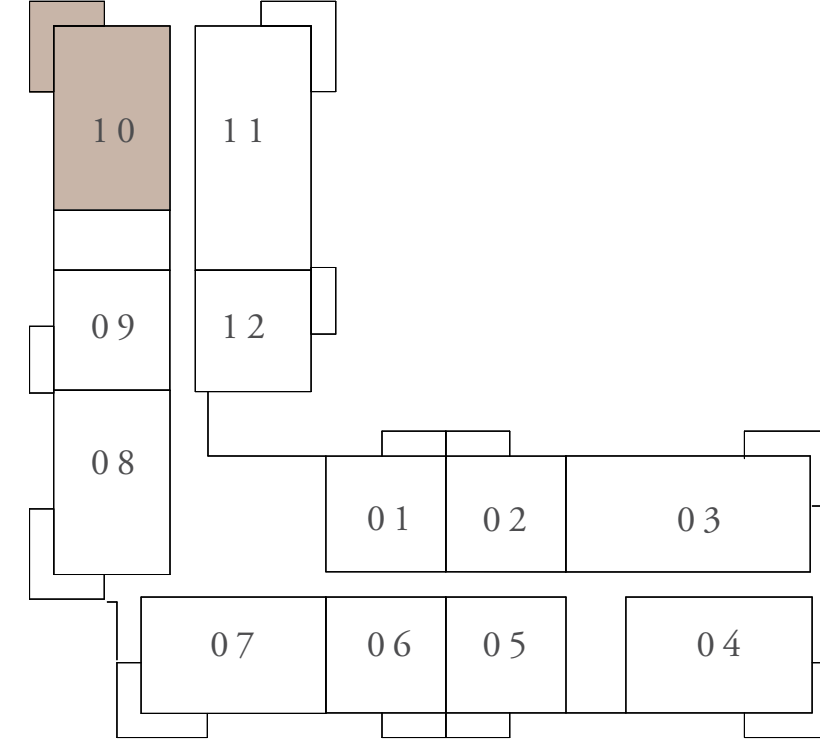
KEY PLAN



1ST FLOOR



2ND TO 4TH FLOOR

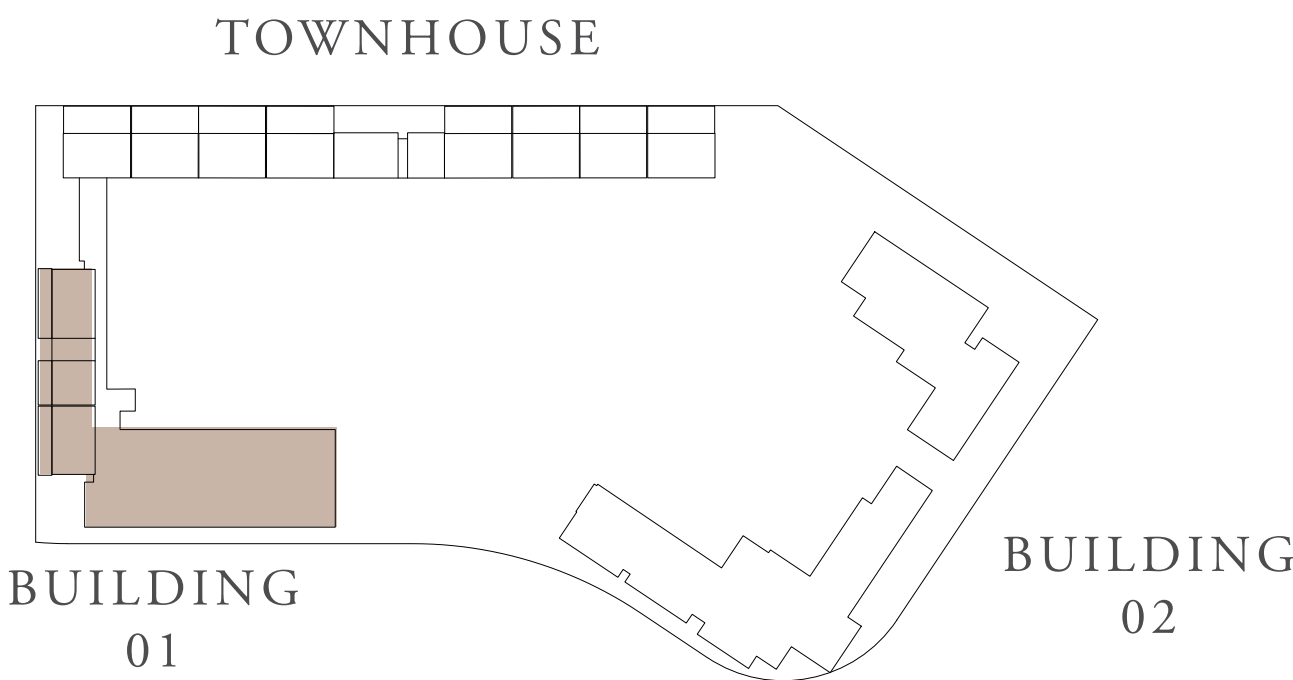


5TH AND 6TH FLOOR

KEY SECTION



LAYOUT



FLOOR PLAN 1. All dimensions are in imperial and metric, and measured from finish to finish excluding construction tolerances. 2. All materials, dimensions, and drawings are approximate only. 3. Information is subject to change without notice, at developer's absolute discretion. 4. Actual area may vary from the stated area. 5. Drawings not to scale. 6. All images used are for illustrative purposes only and do not represent the actual size, features, specifications, fittings, and furnishings. 7. The developer reserves the right to make revisions / alterations, at it's absolute discretion, without any liability whatsoever.

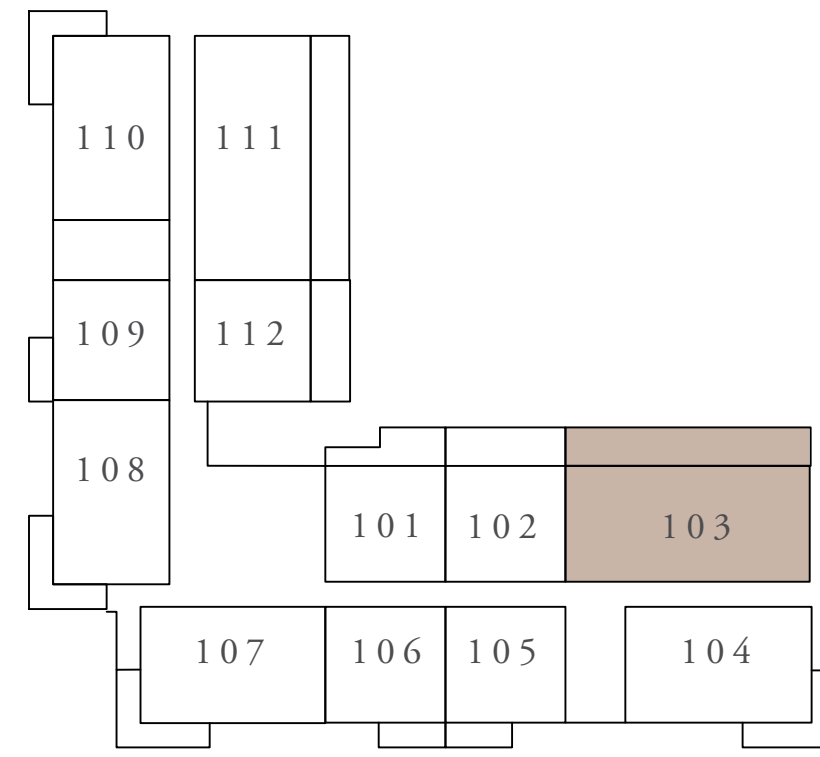
OCEAN POINT

RASHID YACHTS & MARINA

BUILDING 01 3 BEDROOM-1A


UNITS	103	
SUITE AREA	134.53 SQ.M.	1448.07 SQ.FT.
TERRACE AREA	47.87 SQ.M.	515.27 SQ.FT.
TOTAL AREA	182.4 SQ.M.	1963.34 SQ.FT.

KEY PLAN


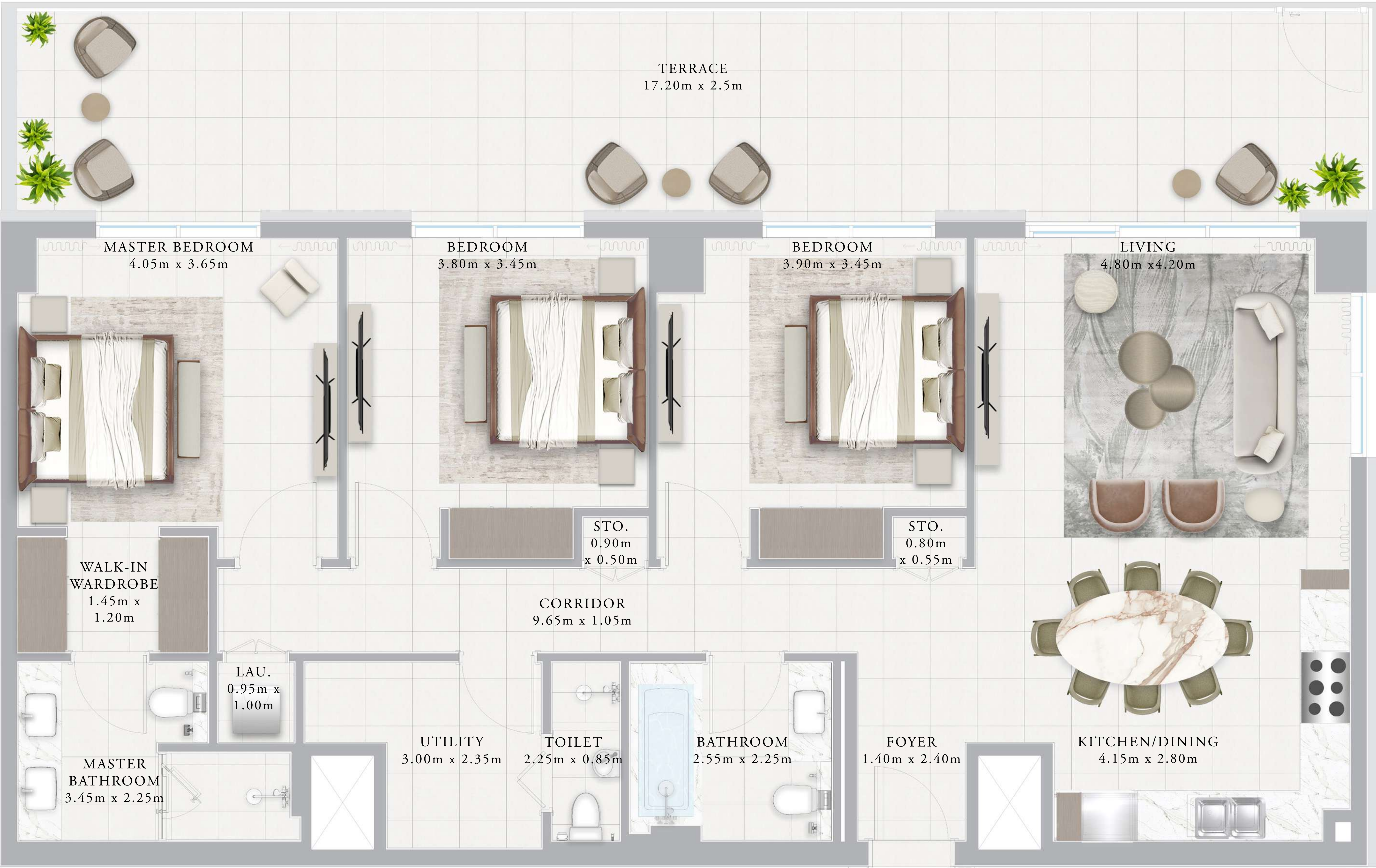
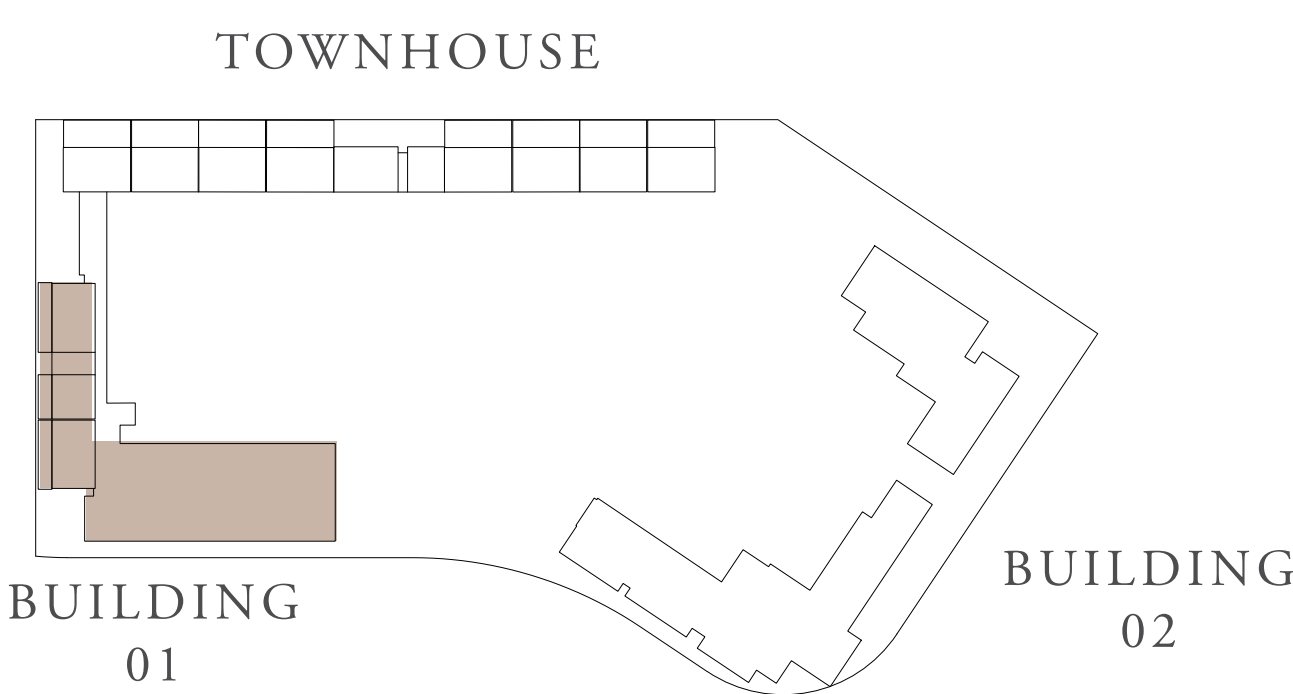


1ST FLOOR

KEY SECTION



LAYOUT



FLOOR PLAN 1. All dimensions are in imperial and metric, and measured from finish to finish excluding construction tolerances. 2. All materials, dimensions, and drawings are approximate only. 3. Information is subject to change without notice, at developer's absolute discretion. 4. Actual area may vary from the stated area. 5. Drawings not to scale. 6. All images used are for illustrative purposes only and do not represent the actual size, features, specifications, fittings, and furnishings. 7. The developer reserves the right to make revisions / alterations, at it's absolute discretion, without any liability whatsoever.

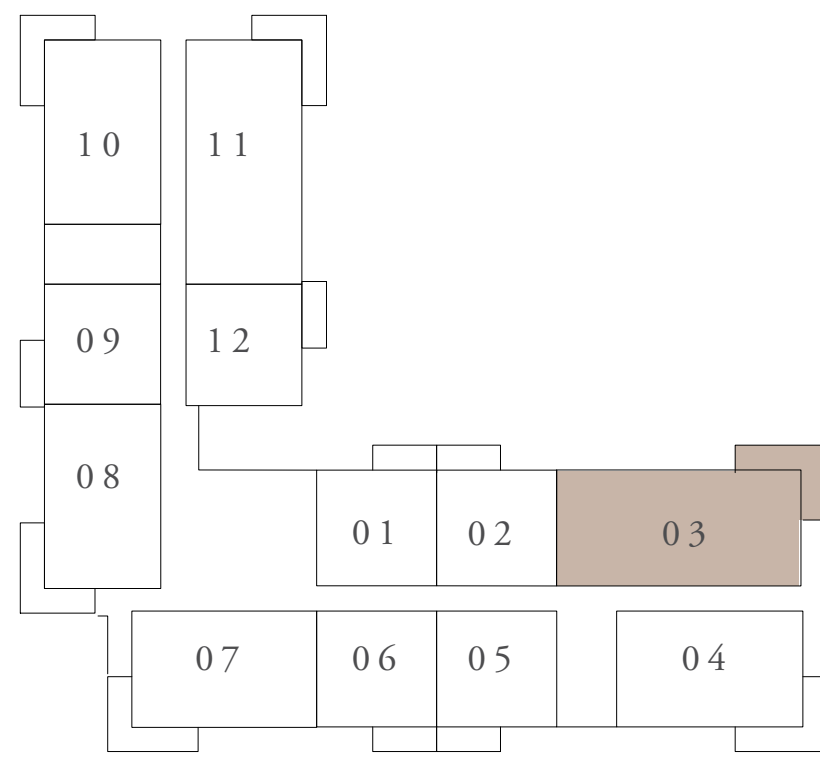
OCEAN POINT

RASHID YACHTS & MARINA

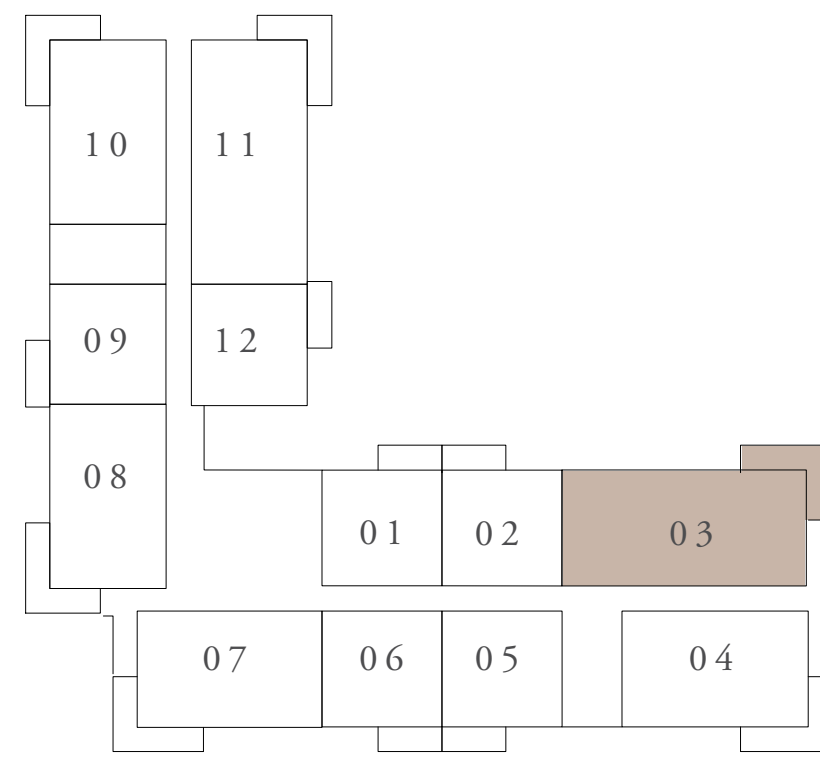
BUILDING 01 3 BEDROOM-1D

UNITS	203, 303, 403, 503, 603, 703, 803	
SUITE AREA	134.54 SQ.M.	1448.18 SQ.FT.
TERRACE AREA	14.84 SQ.M.	159.74 SQ.FT.
TOTAL AREA	149.38 SQ.M.	1607.91 SQ.FT.

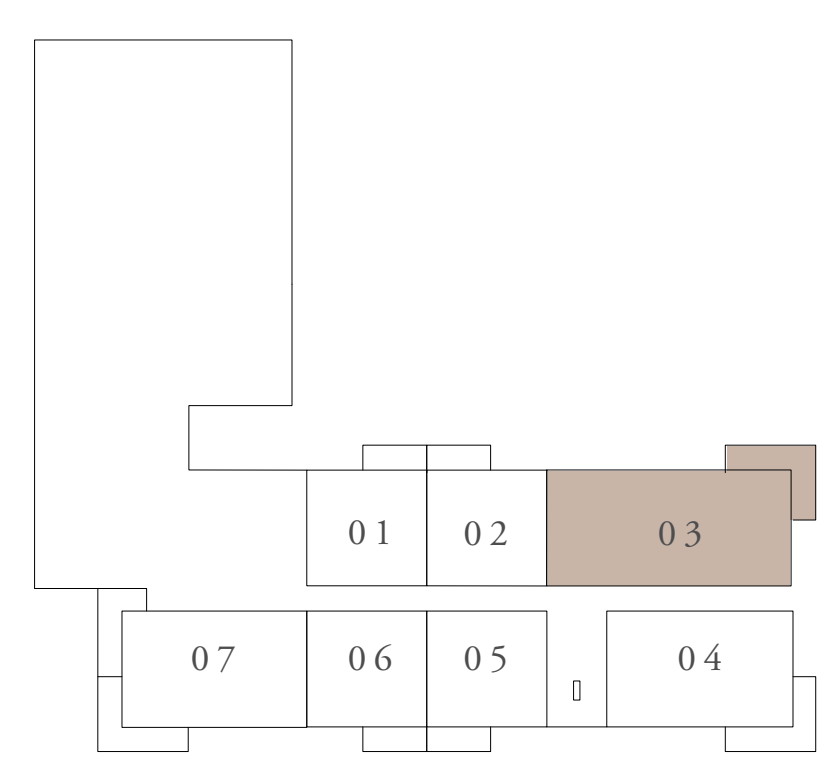
KEY PLAN



2ND TO 4TH FLOOR




5TH AND 6TH FLOOR



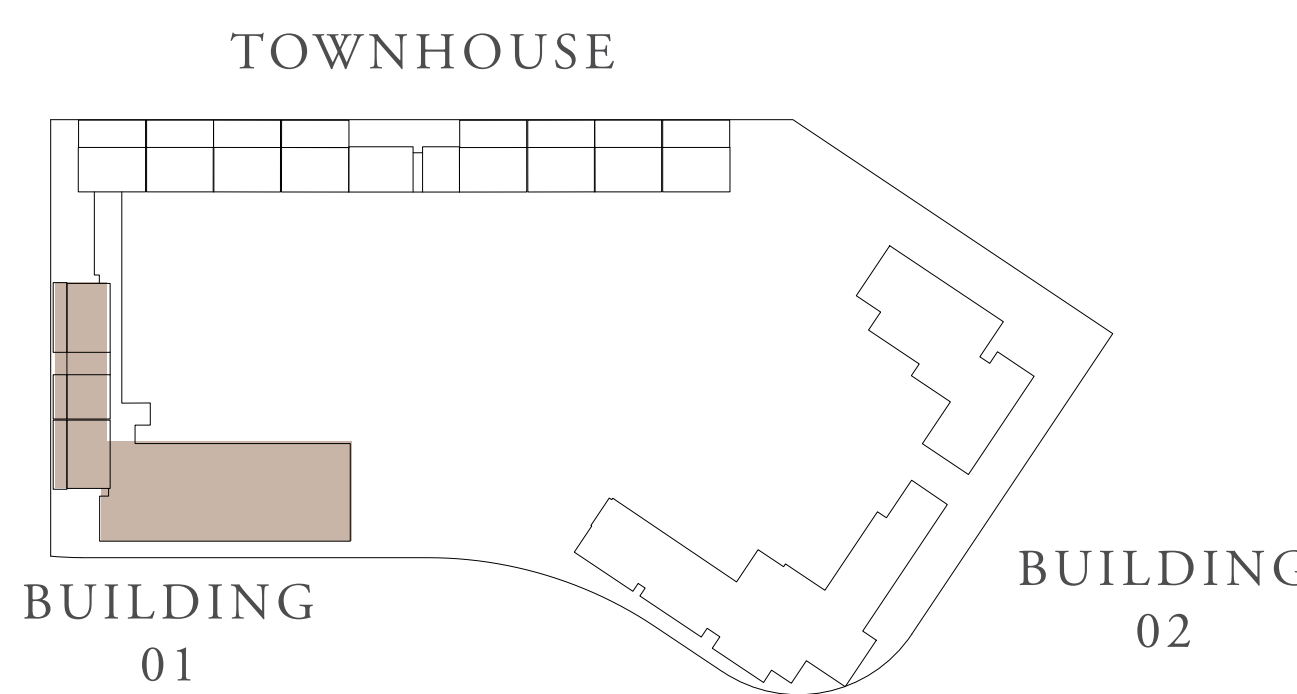
7TH AND 8TH FLOOR



KEY SECTION



LAYOUT



FLOOR PLAN 1. All dimensions are in imperial and metric, and measured from finish to finish excluding construction tolerances. 2. All materials, dimensions, and drawings are approximate only. 3. Information is subject to change without notice, at developer's absolute discretion. 4. Actual area may vary from the stated area. 5. Drawings not to scale. 6. All images used are for illustrative purposes only and do not represent the actual size, features, specifications, fittings, and furnishings. 7. The developer reserves the right to make revisions / alterations, at it's absolute discretion, without any liability whatsoever.

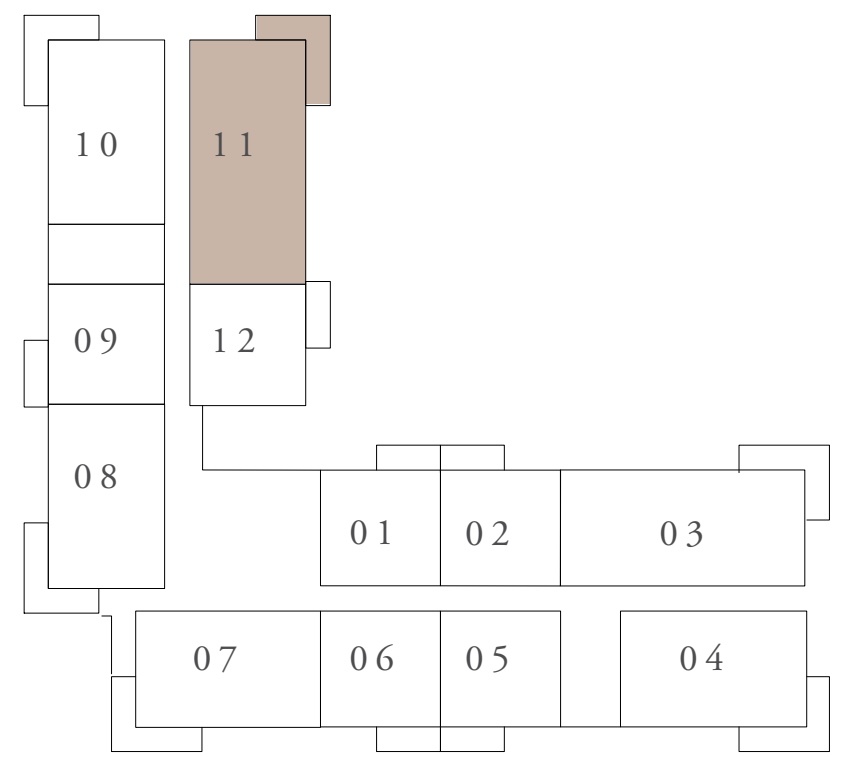
OCEAN POINT

RASHID YACHTS & MARINA

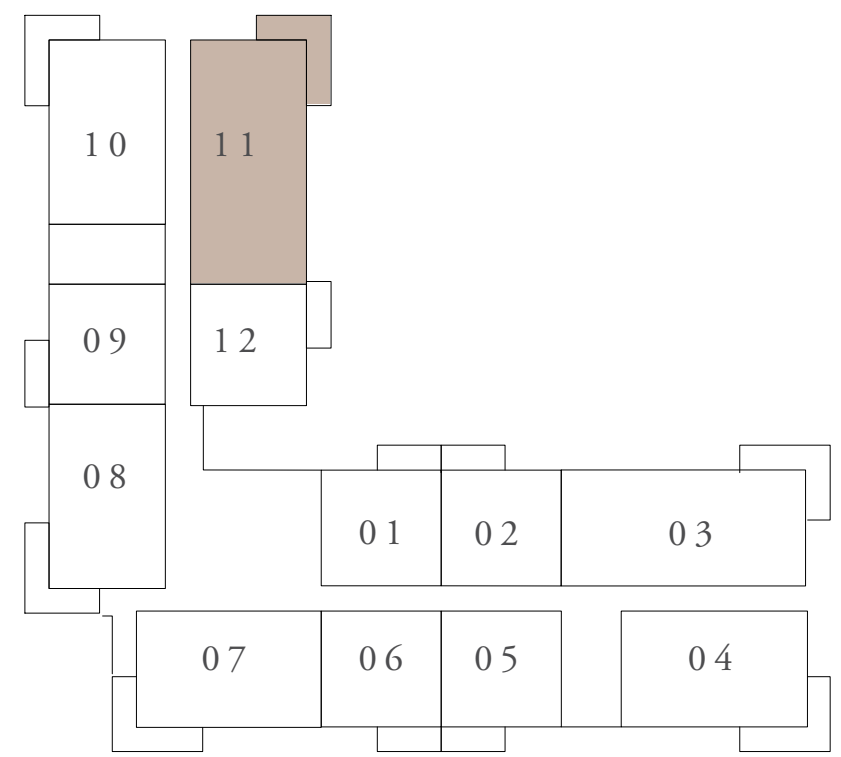
BUILDING 01 3 BEDROOM-2A

UNITS	211, 311, 411, 511, 611	
SUITE AREA	134.54 SQ.M.	1448.18 SQ.FT.
TERRACE AREA	14.84 SQ.M.	159.74 SQ.FT.
TOTAL AREA	149.38 SQ.M.	1607.91 SQ.FT.

KEY PLAN




2ND TO 4TH FLOOR


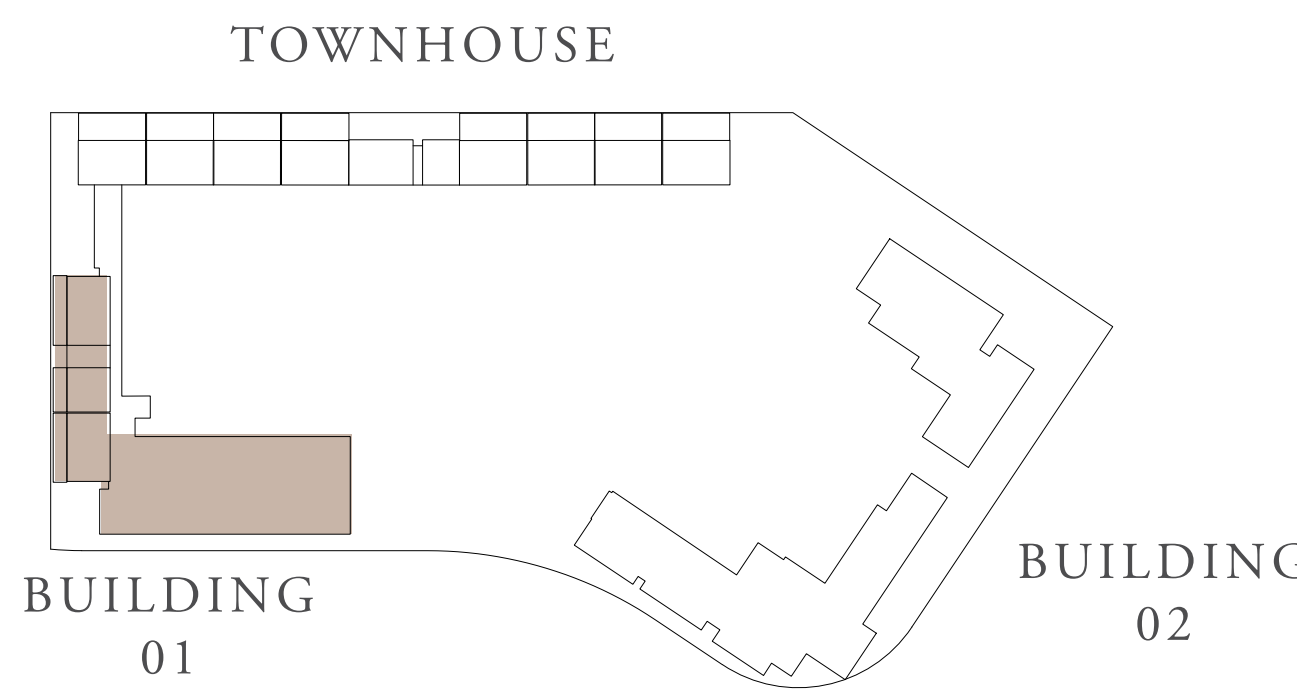


5TH AND 6TH FLOOR

KEY SECTION



LAYOUT



FLOOR PLAN 1. All dimensions are in imperial and metric, and measured from finish to finish excluding construction tolerances. 2. All materials, dimensions, and drawings are approximate only. 3. Information is subject to change without notice, at developer's absolute discretion. 4. Actual area may vary from the stated area. 5. Drawings not to scale. 6. All images used are for illustrative purposes only and do not represent the actual size, features, specifications, fittings, and furnishings. 7. The developer reserves the right to make revisions / alterations, at it's absolute discretion, without any liability whatsoever.

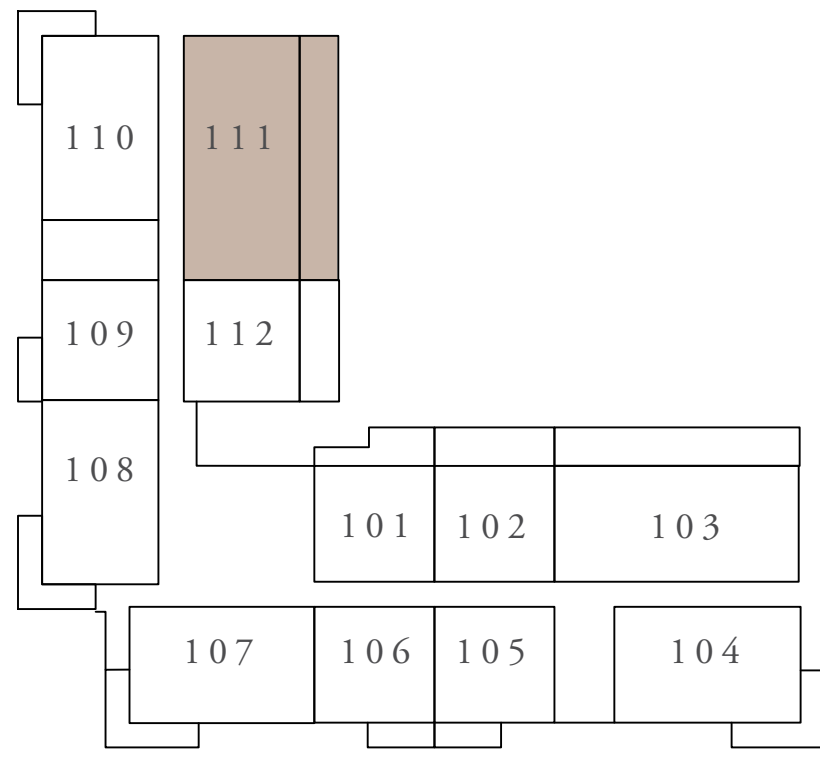
OCEAN POINT

RASHID YACHTS & MARINA

BUILDING 01 3 BEDROOM-2D


UNITS	111	
SUITE AREA	134.53 SQ.M.	1448.07 SQ.FT.
TERRACE AREA	48.13 SQ.M.	518.07 SQ.FT.
TOTAL AREA	182.66 SQ.M.	1966.14 SQ.FT.

KEY PLAN


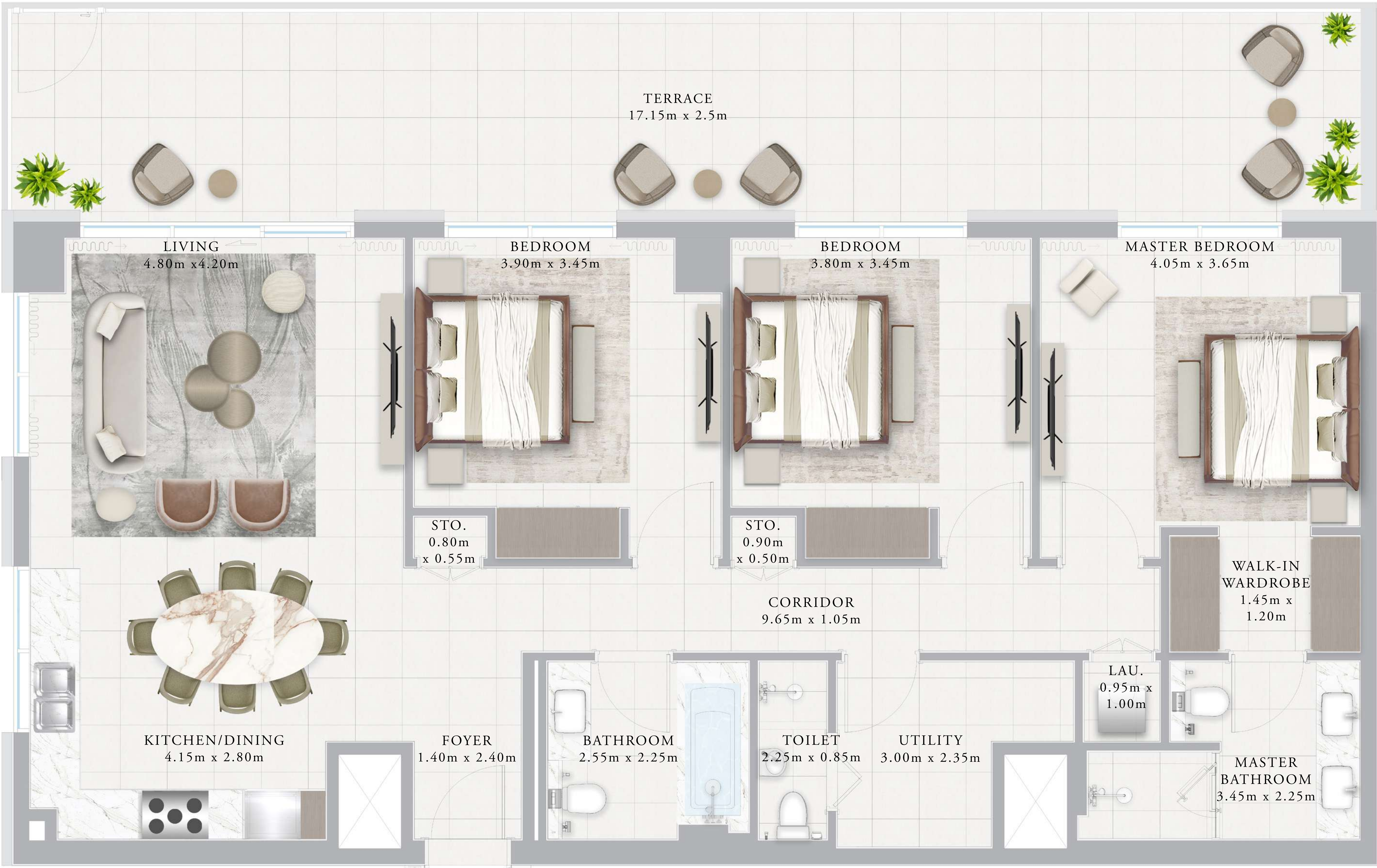
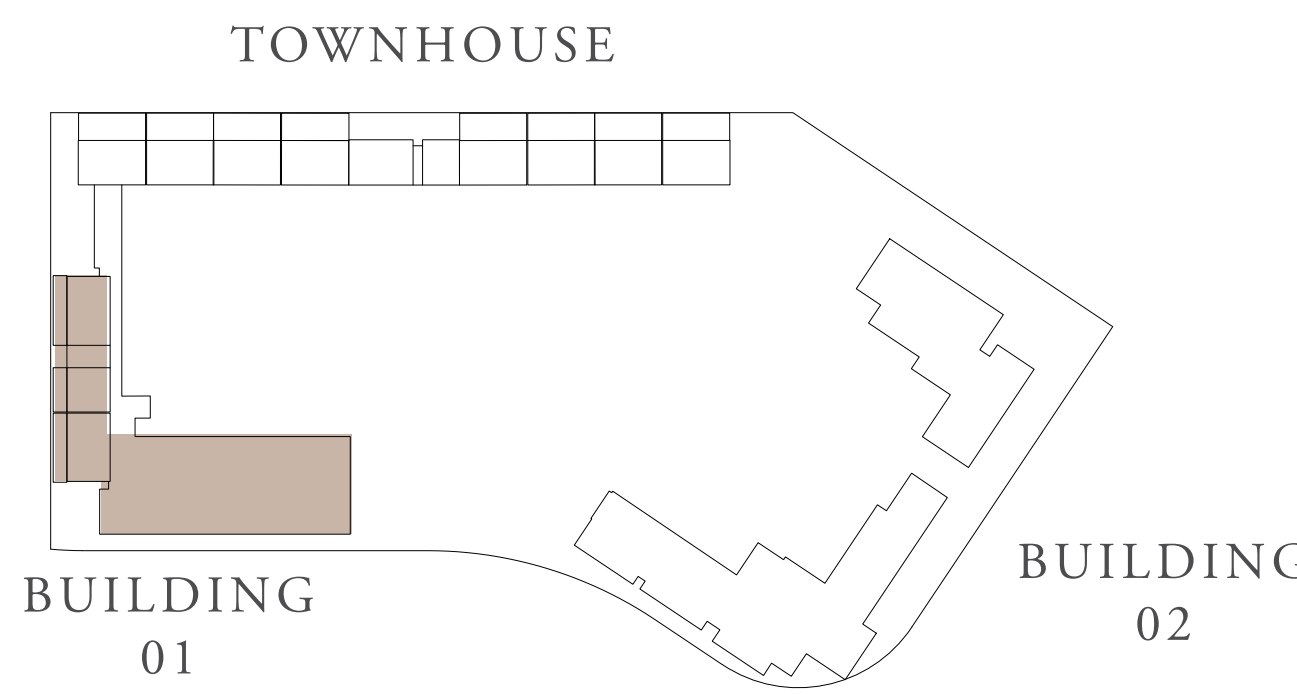


1ST FLOOR

KEY SECTION



LAYOUT



FLOOR PLAN 1. All dimensions are in imperial and metric, and measured from finish to finish excluding construction tolerances. 2. All materials, dimensions, and drawings are approximate only. 3. Information is subject to change without notice, at developer's absolute discretion. 4. Actual area may vary from the stated area. 5. Drawings not to scale. 6. All images used are for illustrative purposes only and do not represent the actual size, features, specifications, fittings, and furnishings. 7. The developer reserves the right to make revisions / alterations, at it's absolute discretion, without any liability whatsoever.

OCEAN POINT

RASHID YACHTS & MARINA

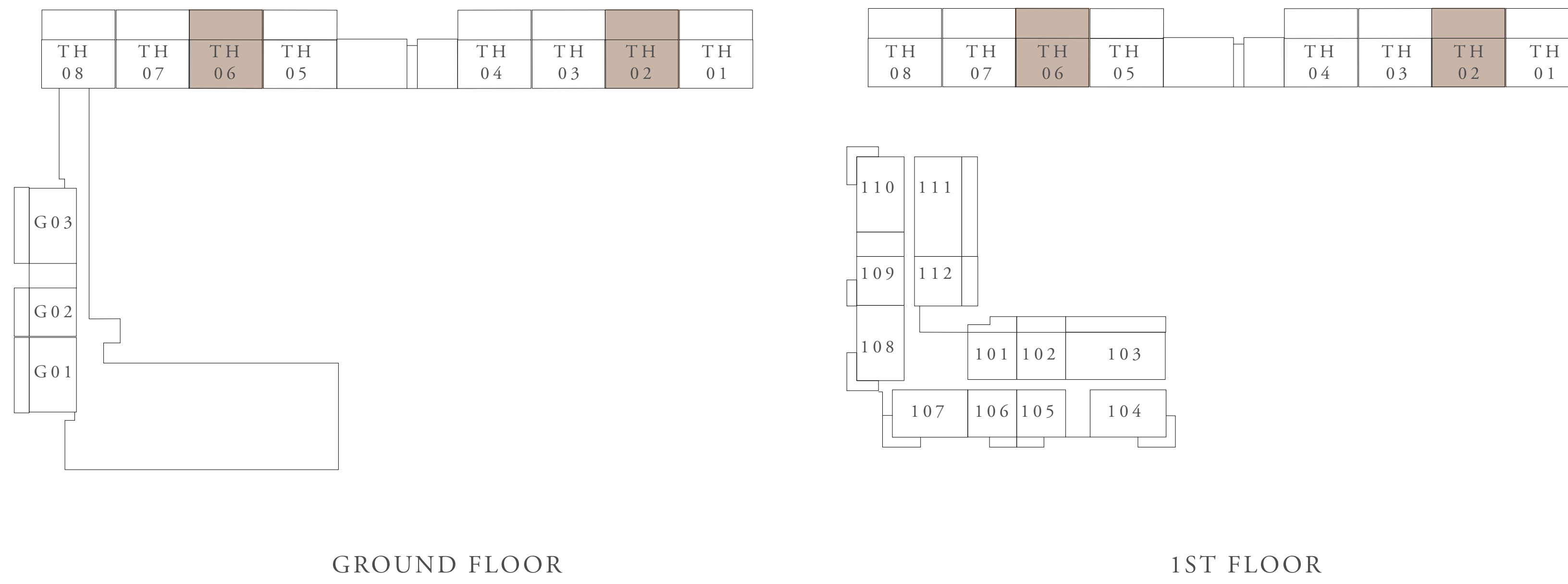
TOWNHOUSE

TH - 1A

UNITS	TH02	
SUITE AREA	203.54 SQ.M.	2190.89 SQ.FT.
TERRACE AREA	78.91 SQ.M.	849.38 SQ.FT.
TOTAL AREA	282.45 SQ.M.	3040.27 SQ.FT.
UNITS	TH06	
SUITE AREA	203.55 SQ.M.	2190.99 SQ.FT.
TERRACE AREA	80.83 SQ.M.	870.05 SQ.FT.
TOTAL AREA	284.38 SQ.M.	3061.04 SQ.FT.




KEY PLAN




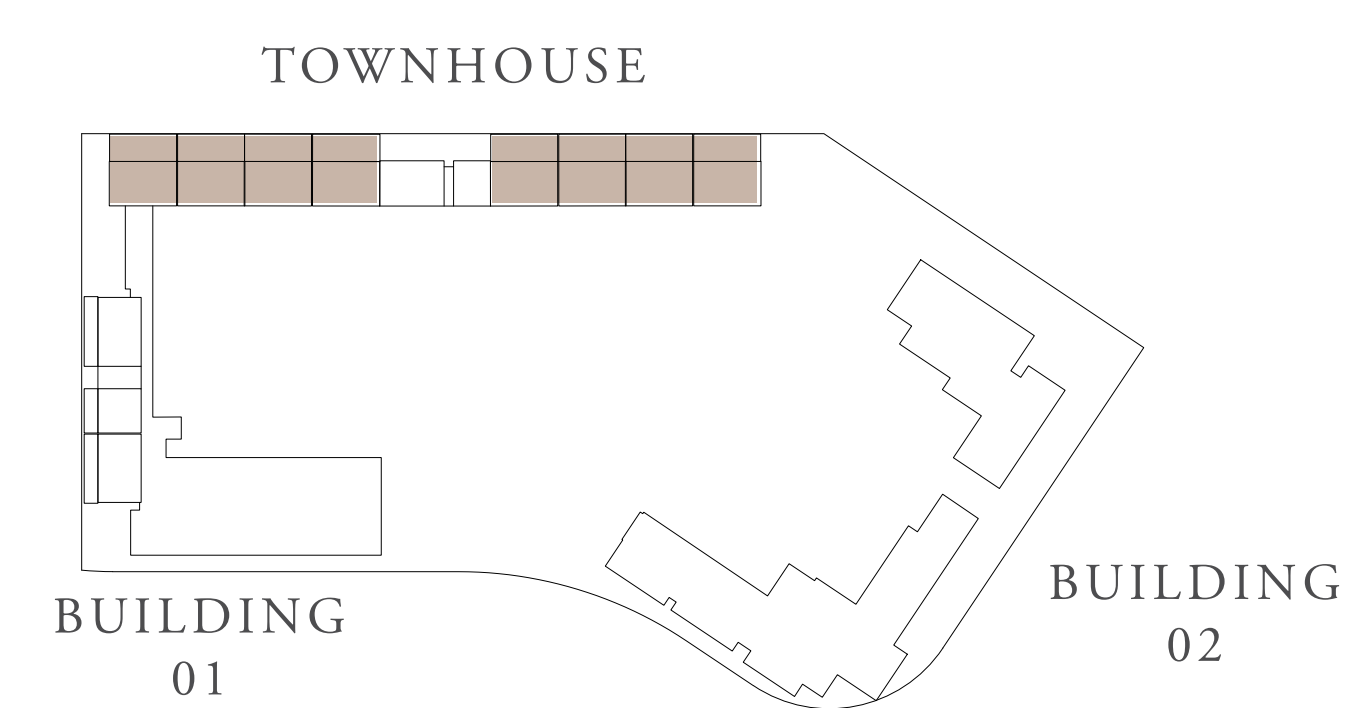
GROUND FLOOR

1ST FLOOR

KEY SECTION



LAYOUT



FLOOR PLAN 1. All dimensions are in imperial and metric, and measured from finish to finish excluding construction tolerances. 2. All materials, dimensions, and drawings are approximate only. 3. Information is subject to change without notice, at developer's absolute discretion. 4. Actual area may vary from the stated area. 5. Drawings not to scale. 6. All images used are for illustrative purposes only and do not represent the actual size, features, specifications, fittings, and furnishings. 7. The developer reserves the right to make revisions / alterations, at its absolute discretion, without any liability whatsoever.

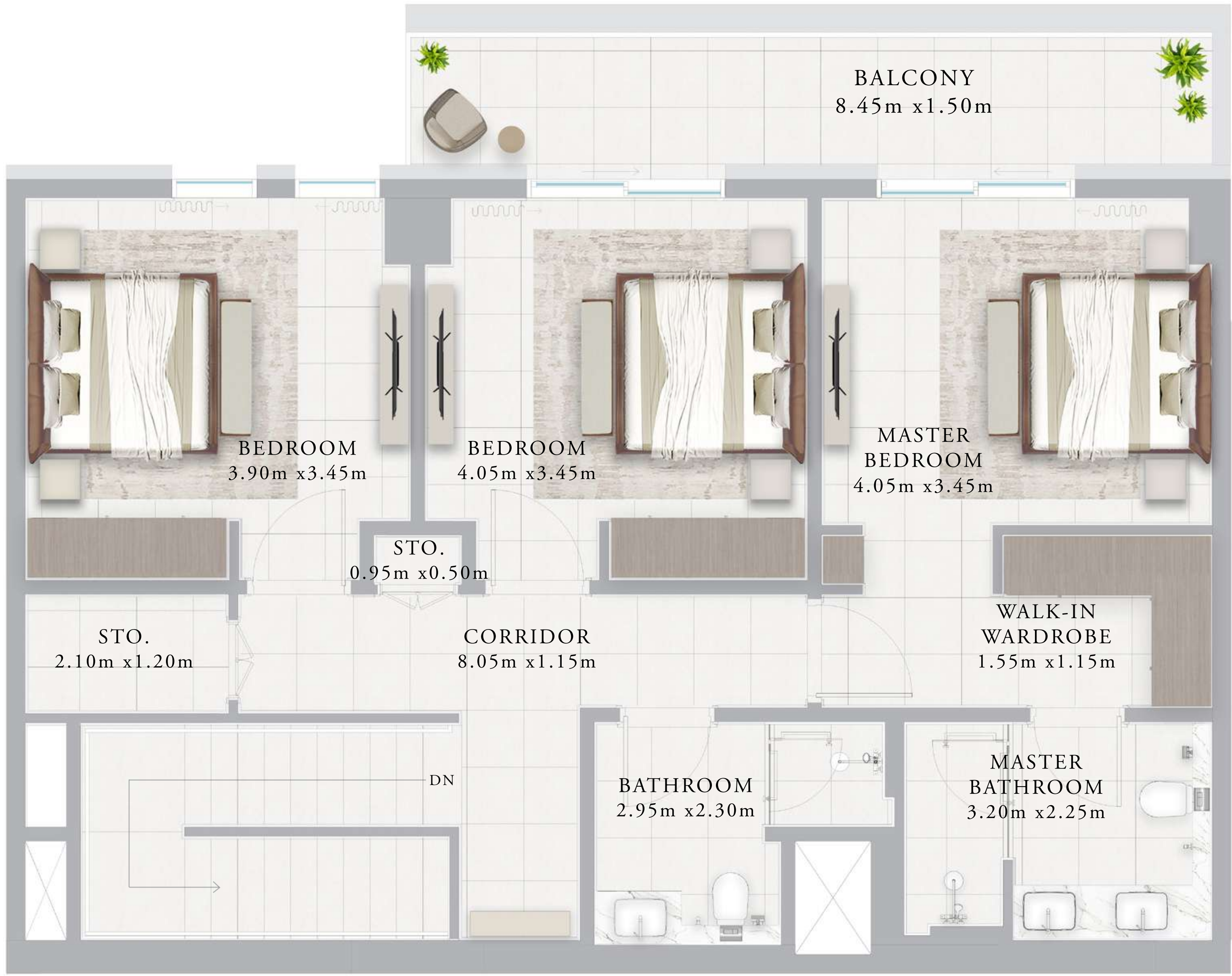
OCEAN POINT

RASHID YACHTS & MARINA

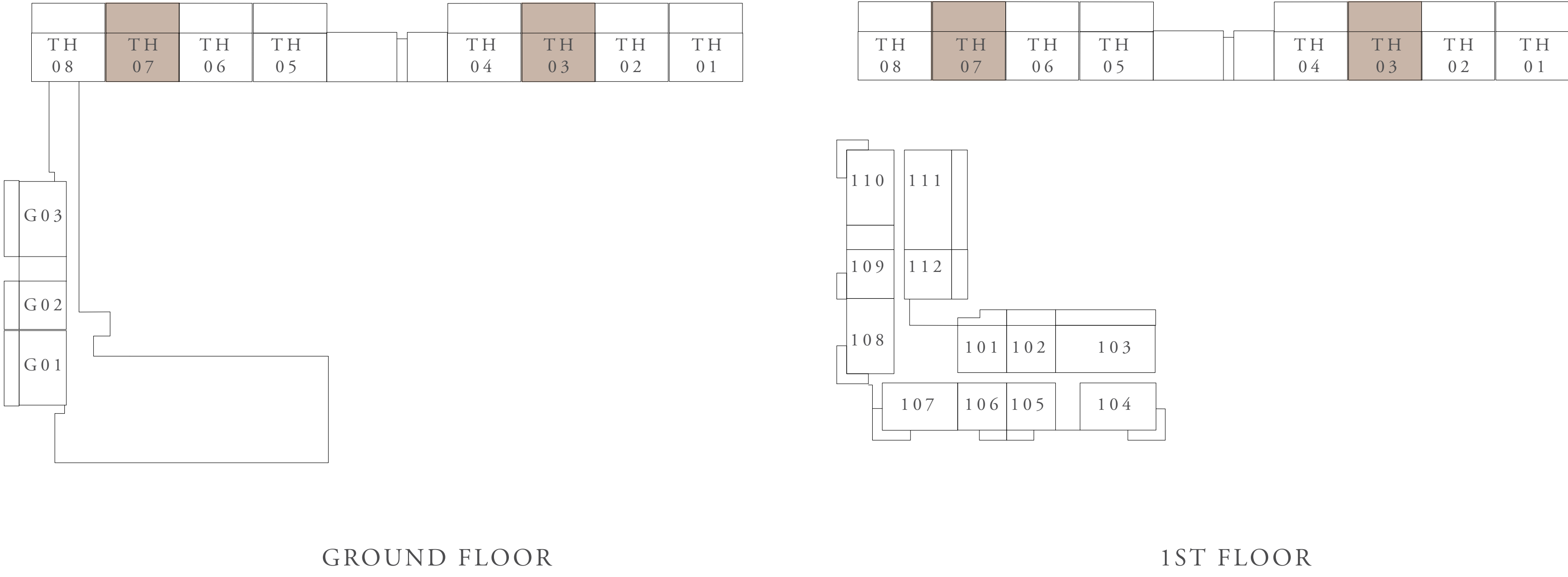
TOWNHOUSE

TH - 1B

UNITS	TH03, TH07	
SUITE AREA	203.55 SQ.M.	2190.99 SQ.FT.
TERRACE AREA	80.46 SQ.M.	866.06 SQ.FT.
TOTAL AREA	284.01 SQ.M.	3057.06 SQ.FT.




KEY PLAN




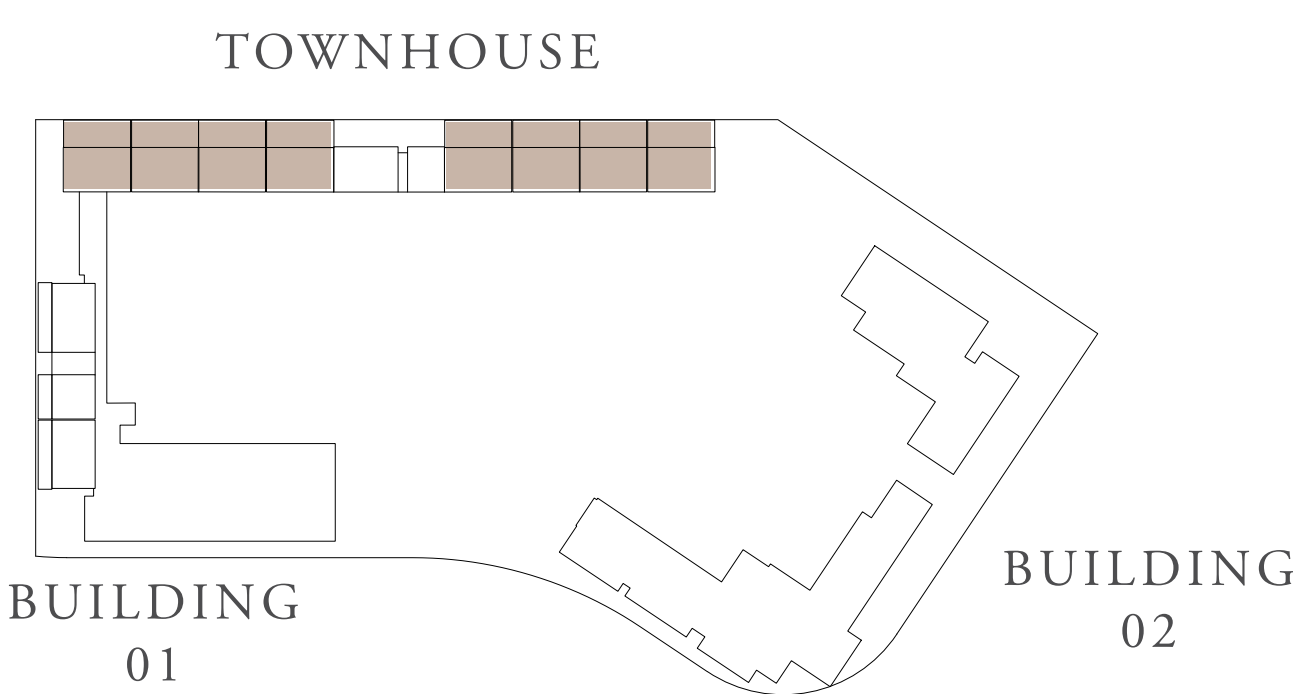
GROUND FLOOR

1ST FLOOR

KEY SECTION



LAYOUT



FLOOR PLAN 1. All dimensions are in imperial and metric, and measured from finish to finish excluding construction tolerances. 2. All materials, dimensions, and drawings are approximate only. 3. Information is subject to change without notice, at developer's absolute discretion. 4. Actual area may vary from the stated area. 5. Drawings not to scale. 6. All images used are for illustrative purposes only and do not represent the actual size, features, specifications, fittings, and furnishings. 7. The developer reserves the right to make revisions / alterations, at its absolute discretion, without any liability whatsoever.

OCEAN POINT

RASHID YACHTS & MARINA

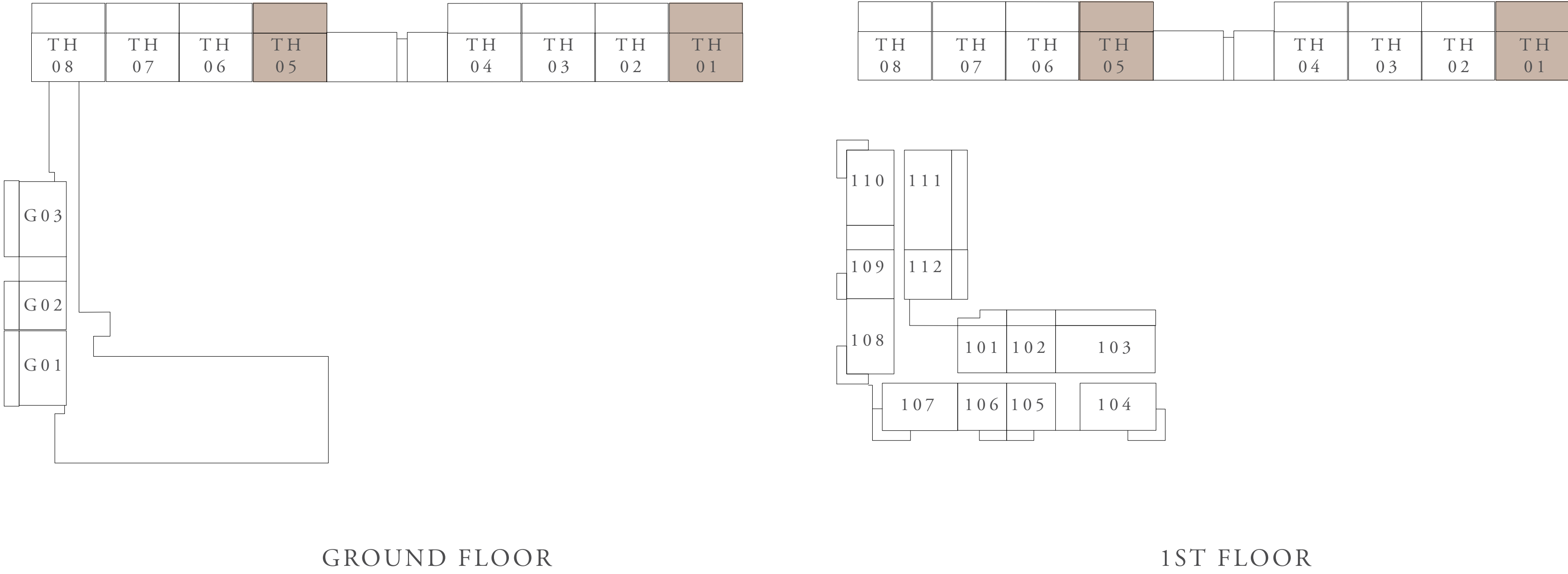
TOWNHOUSE

TH - 1C


UNITS	TH01	
SUITE AREA	203.54 SQ.M.	2190.89 SQ.FT.
TERRACE AREA	80.61 SQ.M.	867.68 SQ.FT.
TOTAL AREA	284.15 SQ.M.	3058.57 SQ.FT.

UNITS	TH05	
SUITE AREA	203.55 SQ.M.	2190.99 SQ.FT.
TERRACE AREA	81.48 SQ.M.	877.04 SQ.FT.
TOTAL AREA	285.03 SQ.M.	3068.04 SQ.FT.


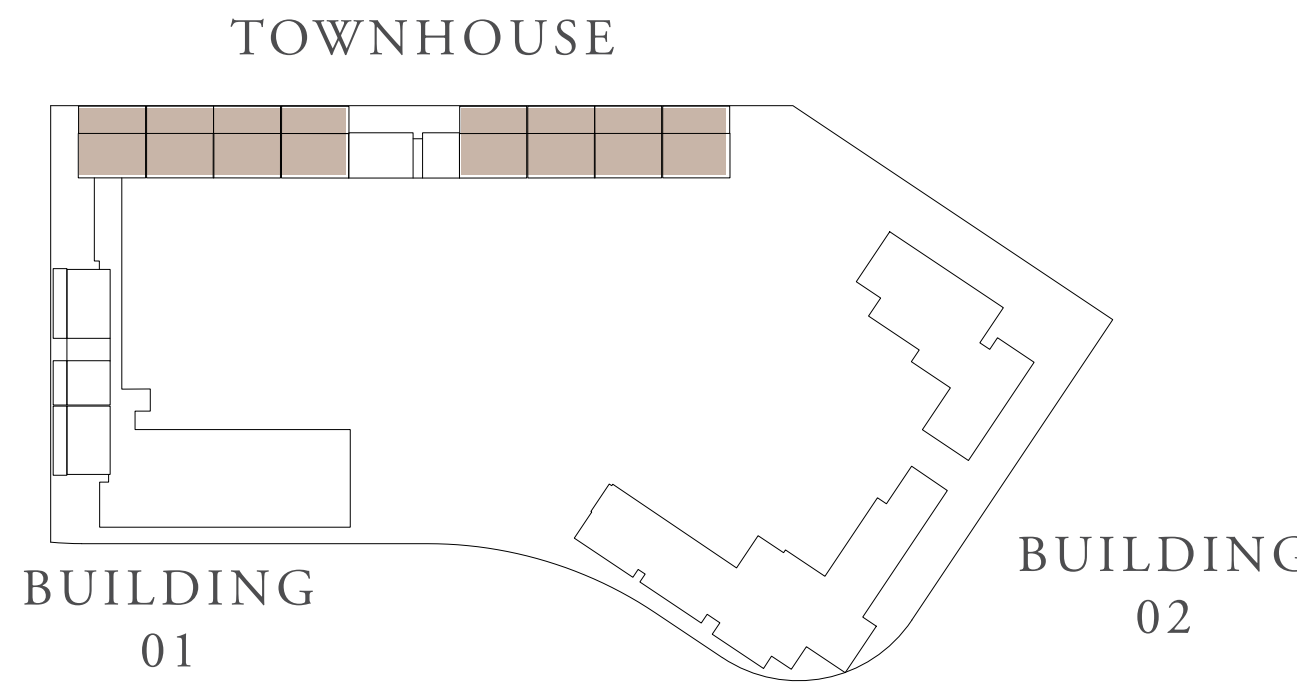
KEY PLAN



KEY SECTION



LAYOUT



FLOOR PLAN 1. All dimensions are in imperial and metric, and measured from finish to finish excluding construction tolerances. 2. All materials, dimensions, and drawings are approximate only. 3. Information is subject to change without notice, at developer's absolute discretion. 4. Actual area may vary from the stated area. 5. Drawings not to scale. 6. All images used are for illustrative purposes only and do not represent the actual size, features, specifications, fittings, and furnishings. 7. The developer reserves the right to make revisions / alterations, at its absolute discretion, without any liability whatsoever.

OCEAN POINT

RASHID YACHTS & MARINA

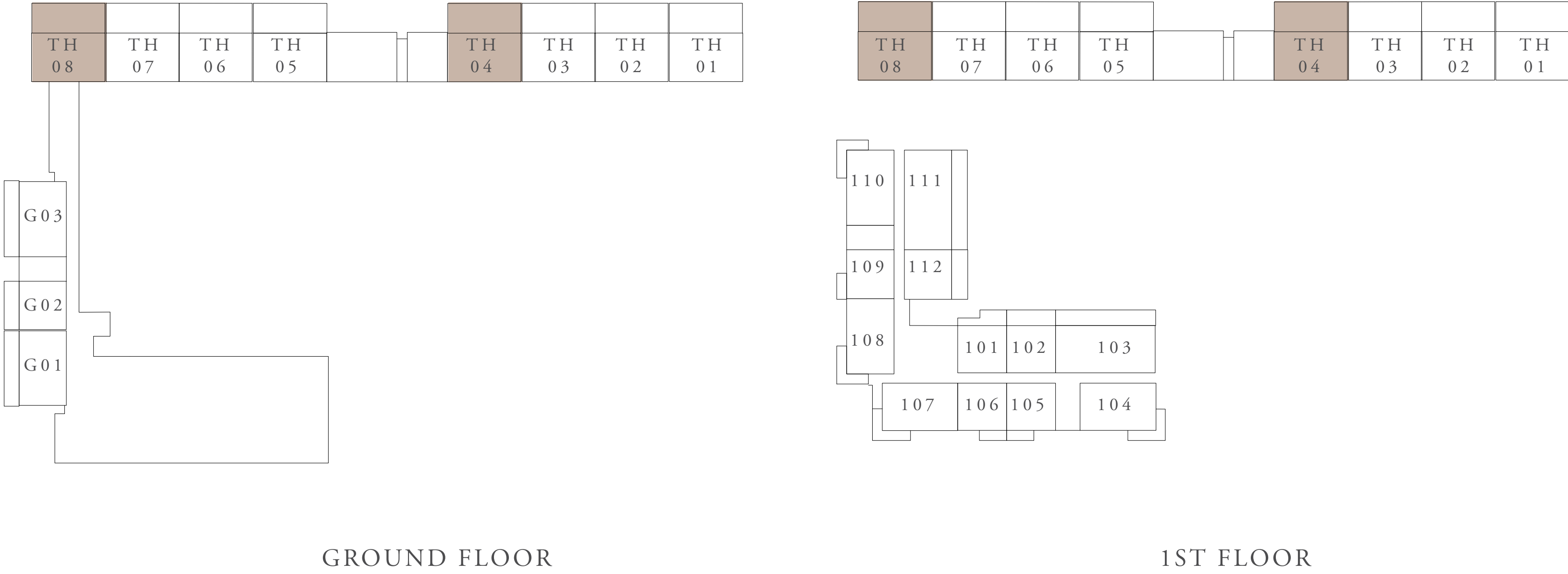
TOWNHOUSE

TH - 1D


UNITS	TH04	
SUITE AREA	205.92 SQ.M.	2216.5 SQ.FT.
TERRACE AREA	80.95 SQ.M.	871.34 SQ.FT.
TOTAL AREA	286.87 SQ.M.	3087.84 SQ.FT.
UNITS	TH08	
SUITE AREA	203.65 SQ.M.	2192.07 SQ.FT.
TERRACE AREA	81.05 SQ.M.	872.41 SQ.FT.
TOTAL AREA	284.7 SQ.M.	3064.49 SQ.FT.




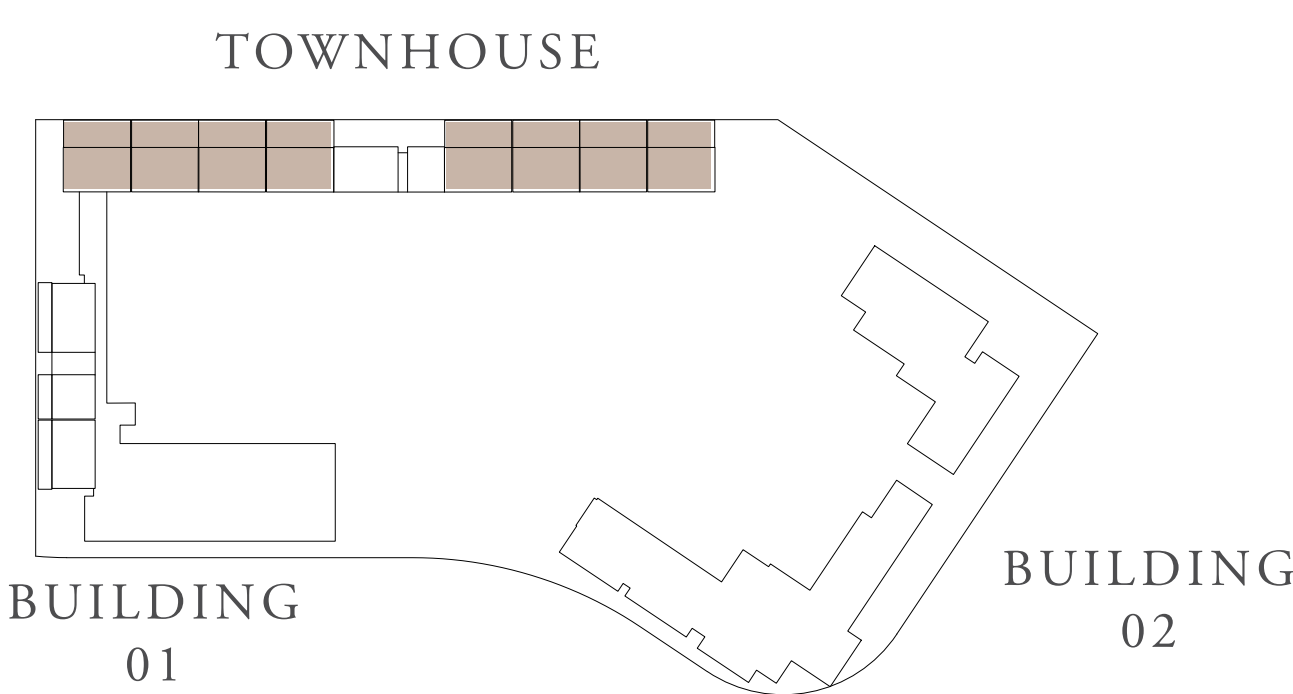
KEY PLAN



KEY SECTION



LAYOUT



FLOOR PLAN 1. All dimensions are in imperial and metric, and measured from finish to finish excluding construction tolerances. 2. All materials, dimensions, and drawings are approximate only. 3. Information is subject to change without notice, at developer's absolute discretion. 4. Actual area may vary from the stated area. 5. Drawings not to scale. 6. All images used are for illustrative purposes only and do not represent the actual size, features, specifications, fittings, and furnishings. 7. The developer reserves the right to make revisions / alterations, at its absolute discretion, without any liability whatsoever.