

venera

THE VALLEY

FLOOR PLAN

EMAAR

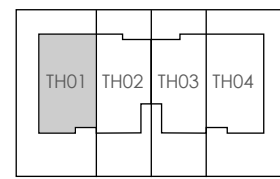
venera

THE VALLEY

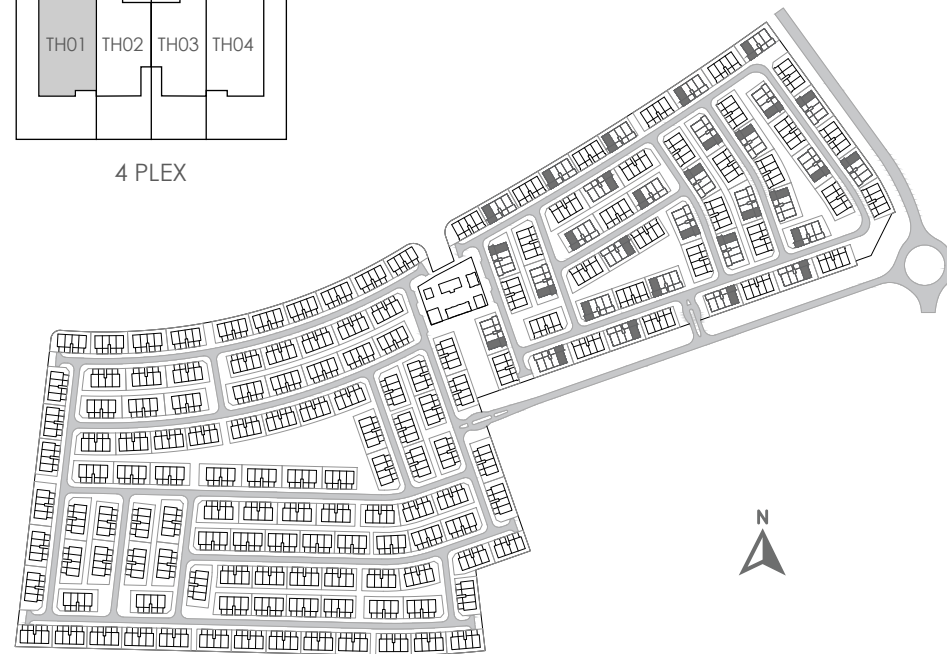
SLATE 4 BEDROOM

UNIT	TOTAL AREA	
4 PLEX -TH01	2718.96 SQFT	252.60 SQM
SUITE AREA	2283.56 SQFT	212.15 SQM
GARAGE AREA	329.59 SQFT	30.62 SQM
BALCONY/TERRACE AREA	105.81 SQFT	9.83 SQM

KEY PLAN



4 PLEX



GROUND FLOOR



FIRST FLOOR

FLOOR PLAN 1. All dimensions are in imperial and metric, and measured from finish to finish excluding construction tolerances. 2. All materials, dimensions, and drawings are approximate only. 3. Information is subject to change without notice, at developer's absolute discretion. 4. Actual area may vary from the stated area. 5. Drawings not to scale. 6. All images used are for illustrative purposes only and do not represent the actual size, features, specifications, fittings, and furnishings. 7. The developer reserves the right to make revisions / alterations, at it's absolute discretion, without any liability whatsoever.

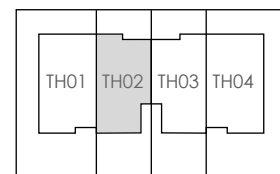
venera

THE VALLEY

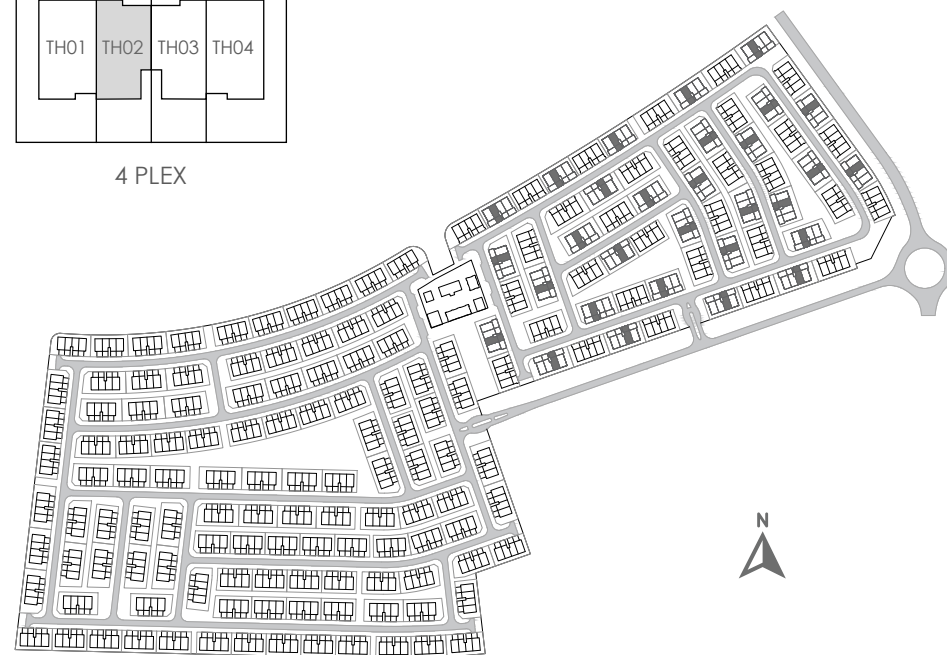
SLATE 3 BEDROOM

UNIT	TOTAL AREA	
4 PLEX -TH02	2452.02 SQFT	227.80 SQM
SUITE AREA	1983.03 SQFT	184.23 SQM
GARAGE AREA	353.16 SQFT	32.81 SQM
BALCONY/TERRACE AREA	115.82 SQFT	10.76 SQM

KEY PLAN



4 PLEX



GROUND FLOOR



FIRST FLOOR

FLOOR PLAN 1. All dimensions are in imperial and metric, and measured from finish to finish excluding construction tolerances. 2. All materials, dimensions, and drawings are approximate only. 3. Information is subject to change without notice, at developer's absolute discretion. 4. Actual area may vary from the stated area. 5. Drawings not to scale. 6. All images used are for illustrative purposes only and do not represent the actual size, features, specifications, fittings, and furnishings. 7. The developer reserves the right to make revisions / alterations, at it's absolute discretion, without any liability whatsoever.

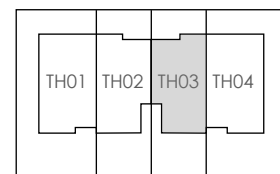
venera

THE VALLEY

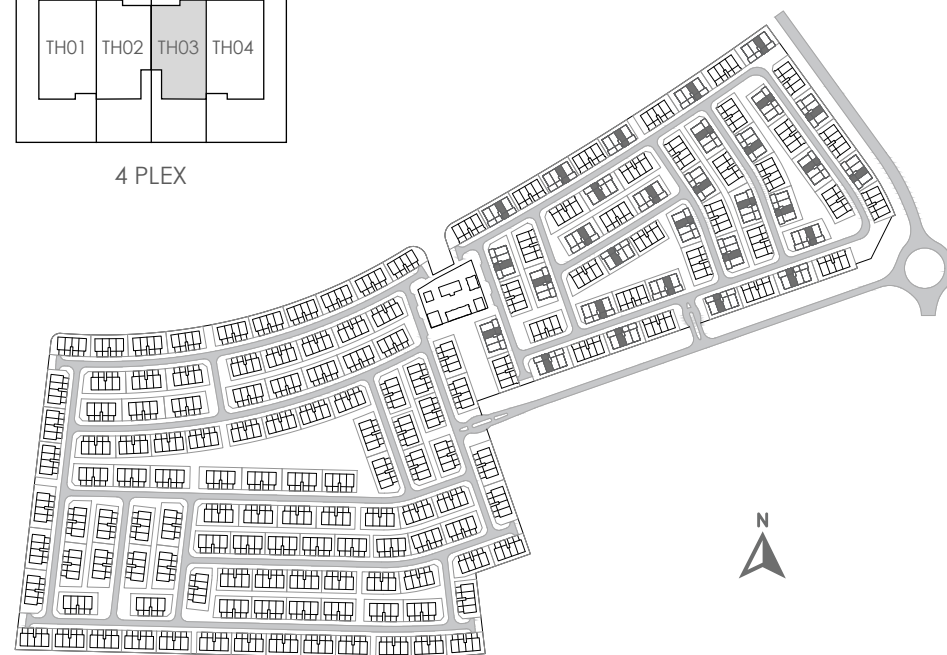
SLATE 3 BEDROOM

UNIT	TOTAL AREA	
4 PLEX -TH03	2437.49 SQFT	226.45 SQM
SUITE AREA	1983.03 SQFT	184.23 SQM
GARAGE AREA	346.92 SQFT	32.23 SQM
BALCONY/TERRACE AREA	107.53 SQFT	9.99 SQM

KEY PLAN



4 PLEX



GROUND FLOOR



FIRST FLOOR

FLOOR PLAN 1. All dimensions are in imperial and metric, and measured from finish to finish excluding construction tolerances. 2. All materials, dimensions, and drawings are approximate only. 3. Information is subject to change without notice, at developer's absolute discretion. 4. Actual area may vary from the stated area. 5. Drawings not to scale. 6. All images used are for illustrative purposes only and do not represent the actual size, features, specifications, fittings, and furnishings. 7. The developer reserves the right to make revisions / alterations, at it's absolute discretion, without any liability whatsoever.

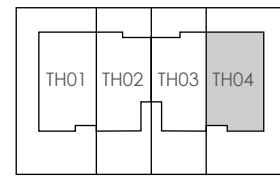
venera

THE VALLEY

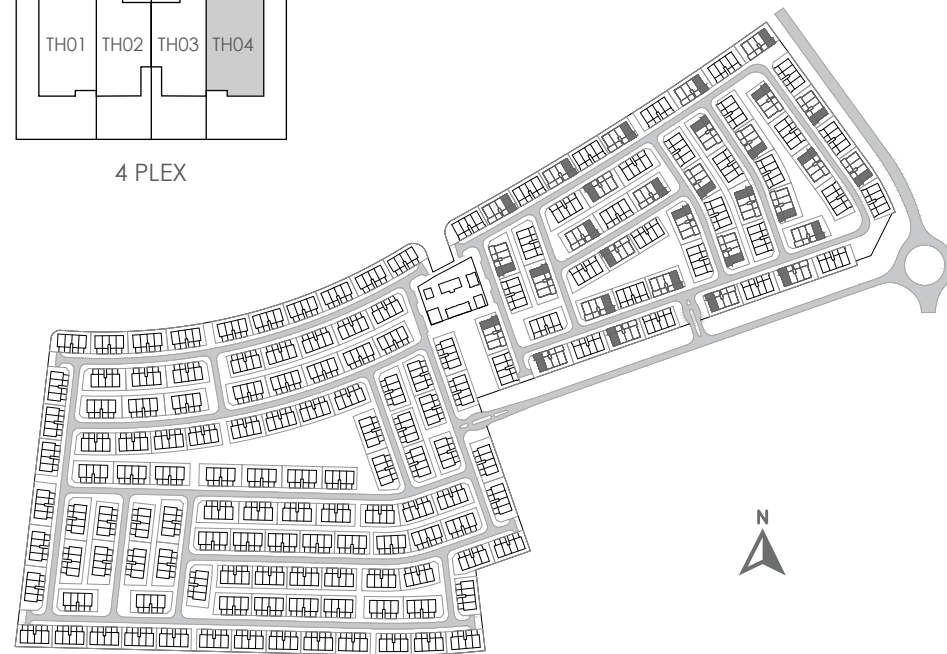
SLATE 4 BEDROOM

UNIT	TOTAL AREA	
4 PLEX -TH04	2659.76 SQFT	247.10 SQM
<hr/>		
SUITE AREA	2220.59 SQFT	206.30 SQM
GARAGE AREA	330.67 SQFT	30.72 SQM
BALCONY/TERRACE AREA	108.5 SQFT	10.08 SQM

KEY PLAN



4 PLEX



GROUND FLOOR



FIRST FLOOR

FLOOR PLAN 1. All dimensions are in imperial and metric, and measured from finish to finish excluding construction tolerances. 2. All materials, dimensions, and drawings are approximate only. 3. Information is subject to change without notice, at developer's absolute discretion. 4. Actual area may vary from the stated area. 5. Drawings not to scale. 6. All images used are for illustrative purposes only and do not represent the actual size, features, specifications, fittings, and furnishings. 7. The developer reserves the right to make revisions / alterations, at it's absolute discretion, without any liability whatsoever.

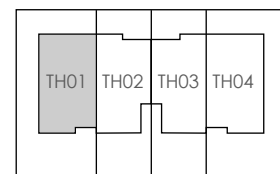
venera

THE VALLEY

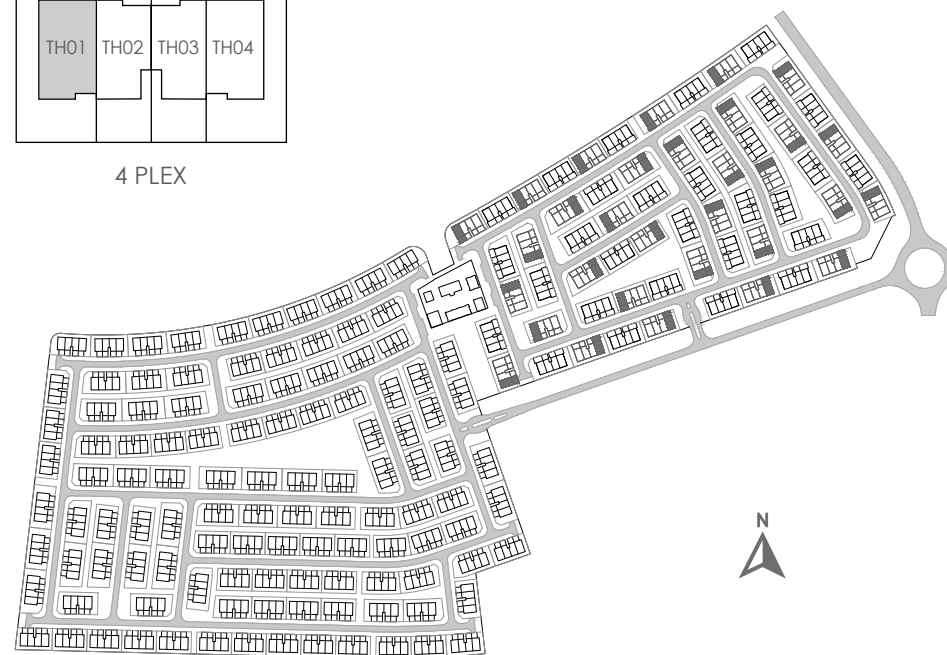
OAKLEY 4 BEDROOM

UNIT	TOTAL AREA	
4 PLEX -TH01	2689.47 SQFT	249.86 SQM
<hr/>		
SUITE AREA	2218.12 SQFT	206.07 SQM
GARAGE AREA	360.70 SQFT	33.51 SQM
BALCONY/TERRACE AREA	110.65 SQFT	10.28 SQM

KEY PLAN



4 PLEX



GROUND FLOOR



FIRST FLOOR

FLOOR PLAN 1. All dimensions are in imperial and metric, and measured from finish to finish excluding construction tolerances. 2. All materials, dimensions, and drawings are approximate only. 3. Information is subject to change without notice, at developer's absolute discretion. 4. Actual area may vary from the stated area. 5. Drawings not to scale. 6. All images used are for illustrative purposes only and do not represent the actual size, features, specifications, fittings, and furnishings. 7. The developer reserves the right to make revisions / alterations, at it's absolute discretion, without any liability whatsoever.

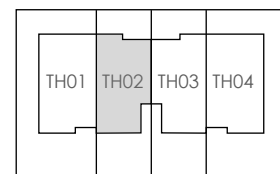
venera

THE VALLEY

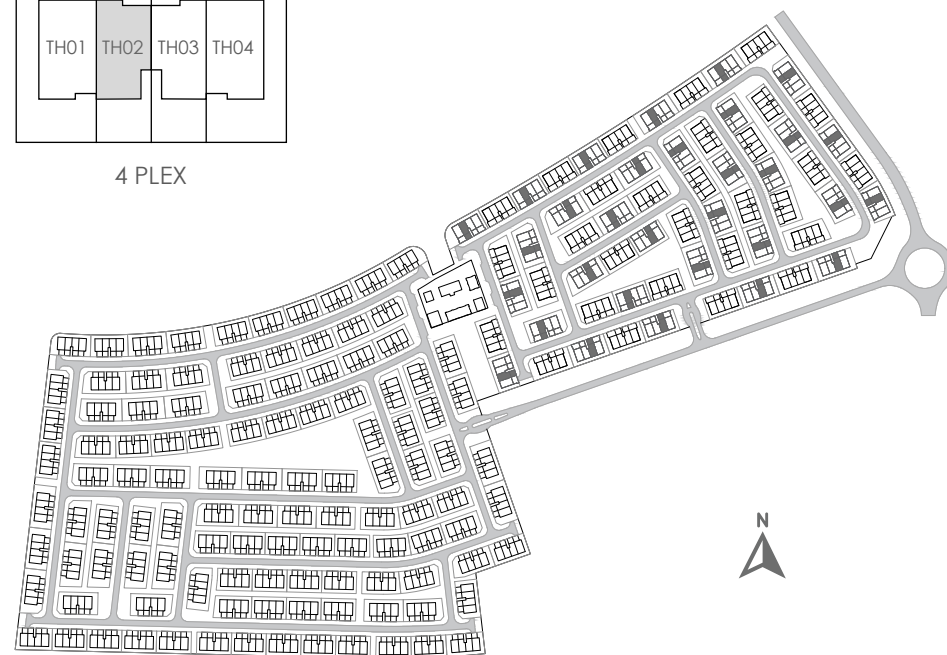
OAKLEY 3 BEDROOM

UNIT	TOTAL AREA	
4 PLEX -TH02	2477.63 SQFT	230.18 SQM
SUITE AREA	1981.96 SQFT	184.13 SQM
GARAGE AREA	392.77 SQFT	36.49 SQM
BALCONY/TERRACE AREA	102.90 SQFT	9.56 SQM

KEY PLAN



4 PLEX



GROUND FLOOR



FIRST FLOOR

FLOOR PLAN 1. All dimensions are in imperial and metric, and measured from finish to finish excluding construction tolerances. 2. All materials, dimensions, and drawings are approximate only. 3. Information is subject to change without notice, at developer's absolute discretion. 4. Actual area may vary from the stated area. 5. Drawings not to scale. 6. All images used are for illustrative purposes only and do not represent the actual size, features, specifications, fittings, and furnishings. 7. The developer reserves the right to make revisions / alterations, at it's absolute discretion, without any liability whatsoever.

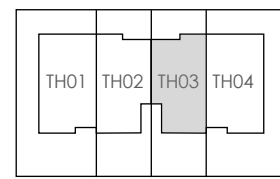
venera

THE VALLEY

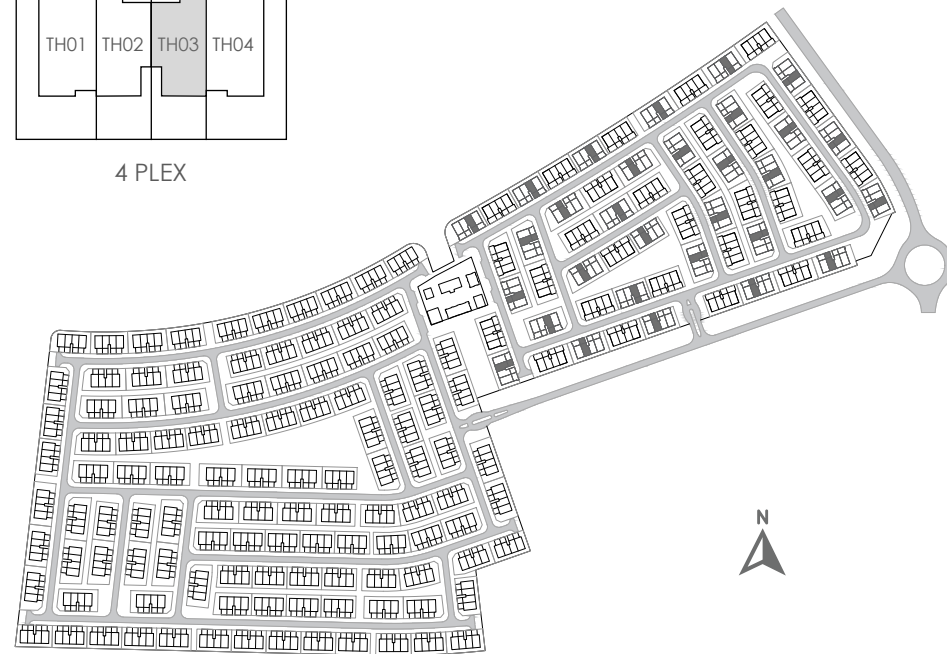
OAKLEY 3 BEDROOM

UNIT	TOTAL AREA	
4 PLEX -TH03	2478.93 SQFT	230.30 SQM
SUITE AREA	1981.96 SQFT	184.13 SQM
GARAGE AREA	394.07 SQFT	36.61 SQM
BALCONY/TERRACE AREA	102.90 SQFT	9.56 SQM

KEY PLAN



4 PLEX



GROUND FLOOR



FIRST FLOOR

FLOOR PLAN 1. All dimensions are in imperial and metric, and measured from finish to finish excluding construction tolerances. 2. All materials, dimensions, and drawings are approximate only. 3. Information is subject to change without notice, at developer's absolute discretion. 4. Actual area may vary from the stated area. 5. Drawings not to scale. 6. All images used are for illustrative purposes only and do not represent the actual size, features, specifications, fittings, and furnishings. 7. The developer reserves the right to make revisions / alterations, at it's absolute discretion, without any liability whatsoever.

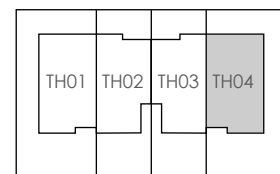
venera

THE VALLEY

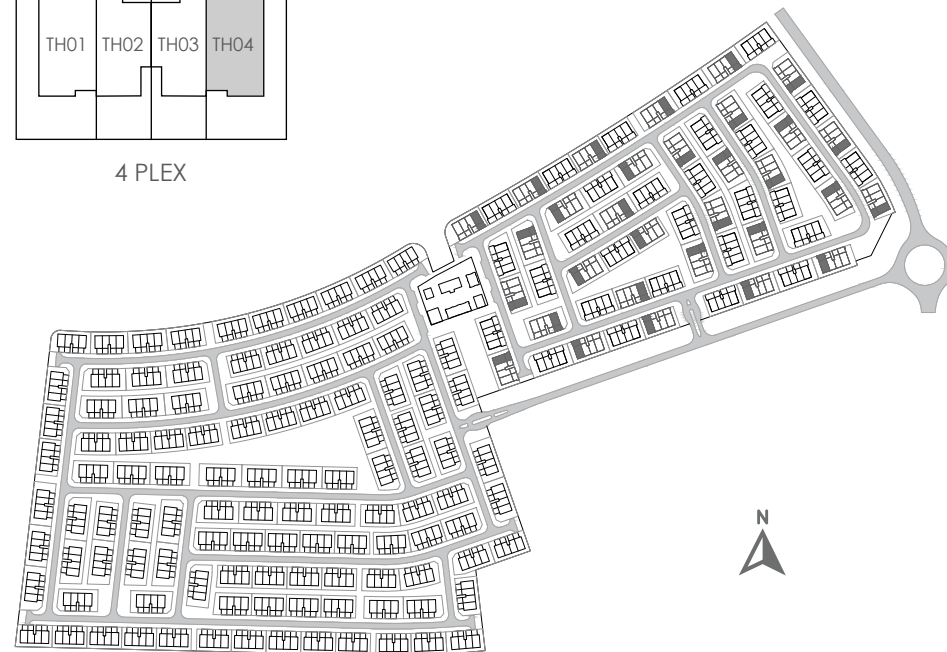
OAKLEY 4 BEDROOM

UNIT	TOTAL AREA	
4 PLEX -TH04	2689.47 SQFT	249.86 SQM
<hr/>		
SUITE AREA	2218.12 SQFT	206.07 SQM
GARAGE AREA	360.70 SQFT	33.51 SQM
BALCONY/TERRACE AREA	110.65 SQFT	10.28 SQM

KEY PLAN



4 PLEX



GROUND FLOOR



FIRST FLOOR

FLOOR PLAN 1. All dimensions are in imperial and metric, and measured from finish to finish excluding construction tolerances. 2. All materials, dimensions, and drawings are approximate only. 3. Information is subject to change without notice, at developer's absolute discretion. 4. Actual area may vary from the stated area. 5. Drawings not to scale. 6. All images used are for illustrative purposes only and do not represent the actual size, features, specifications, fittings, and furnishings. 7. The developer reserves the right to make revisions / alterations, at it's absolute discretion, without any liability whatsoever.

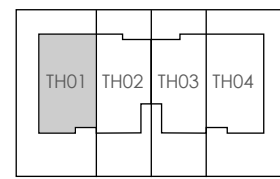
venera

THE VALLEY

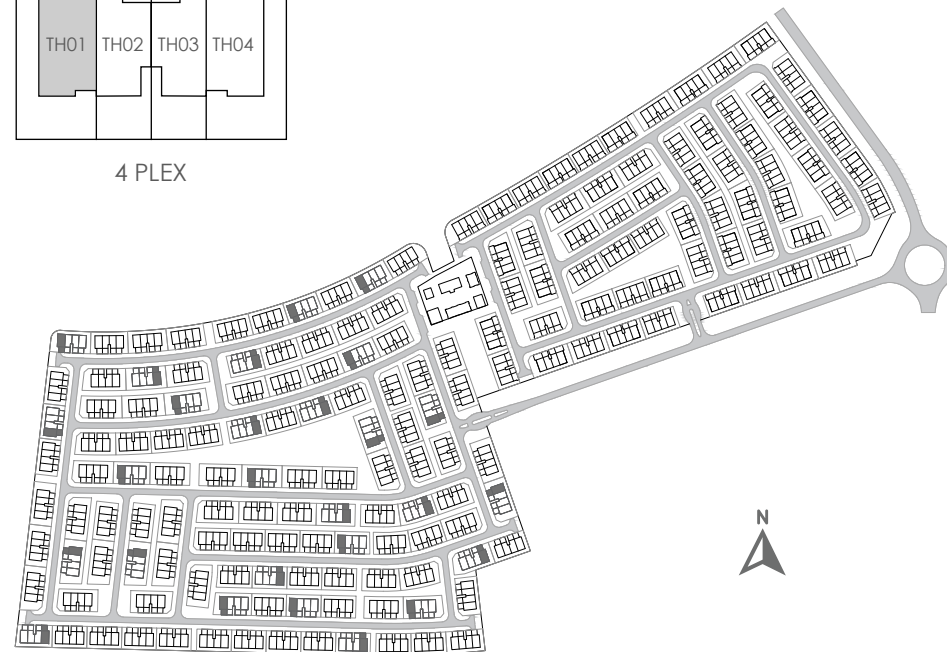
RAVINE 4 BEDROOM

UNIT	TOTAL AREA	
4 PLEX -TH01	2731.55 SQFT	253.77 SQM
SUITE AREA	2218.66 SQFT	206.12 SQM
GARAGE AREA	395.57 SQFT	36.75 SQM
BALCONY/TERRACE AREA	117.33 SQFT	10.90 SQM

KEY PLAN



4 PLEX



GROUND FLOOR



FIRST FLOOR

FLOOR PLAN 1. All dimensions are in imperial and metric, and measured from finish to finish excluding construction tolerances. 2. All materials, dimensions, and drawings are approximate only. 3. Information is subject to change without notice, at developer's absolute discretion. 4. Actual area may vary from the stated area. 5. Drawings not to scale. 6. All images used are for illustrative purposes only and do not represent the actual size, features, specifications, fittings, and furnishings. 7. The developer reserves the right to make revisions / alterations, at it's absolute discretion, without any liability whatsoever.

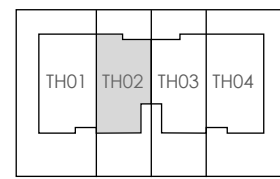
venera

THE VALLEY

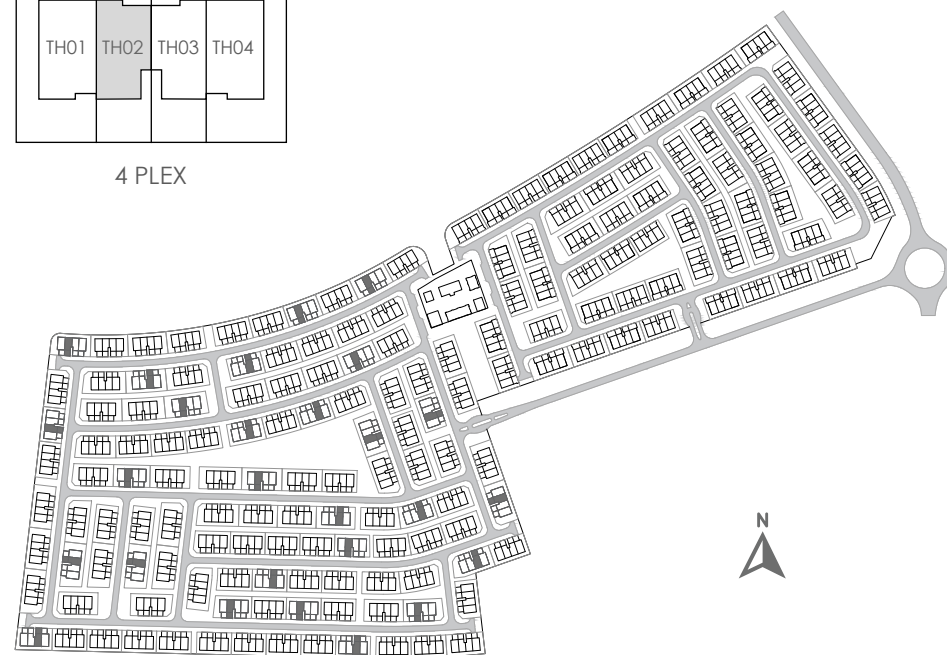
RAVINE 3 BEDROOM

UNIT	TOTAL AREA	
4 PLEX -TH02	2514.34 SQFT	233.59 SQM
<hr/>		
SUITE AREA	1982.28 SQFT	184.16 SQM
GARAGE AREA	395.25 SQFT	36.72 SQM
BALCONY/TERRACE AREA	136.81 SQFT	12.71 SQM

KEY PLAN



4 PLEX



GROUND FLOOR



FIRST FLOOR

FLOOR PLAN 1. All dimensions are in imperial and metric, and measured from finish to finish excluding construction tolerances. 2. All materials, dimensions, and drawings are approximate only. 3. Information is subject to change without notice, at developer's absolute discretion. 4. Actual area may vary from the stated area. 5. Drawings not to scale. 6. All images used are for illustrative purposes only and do not represent the actual size, features, specifications, fittings, and furnishings. 7. The developer reserves the right to make revisions / alterations, at it's absolute discretion, without any liability whatsoever.

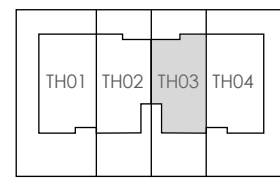
venera

THE VALLEY

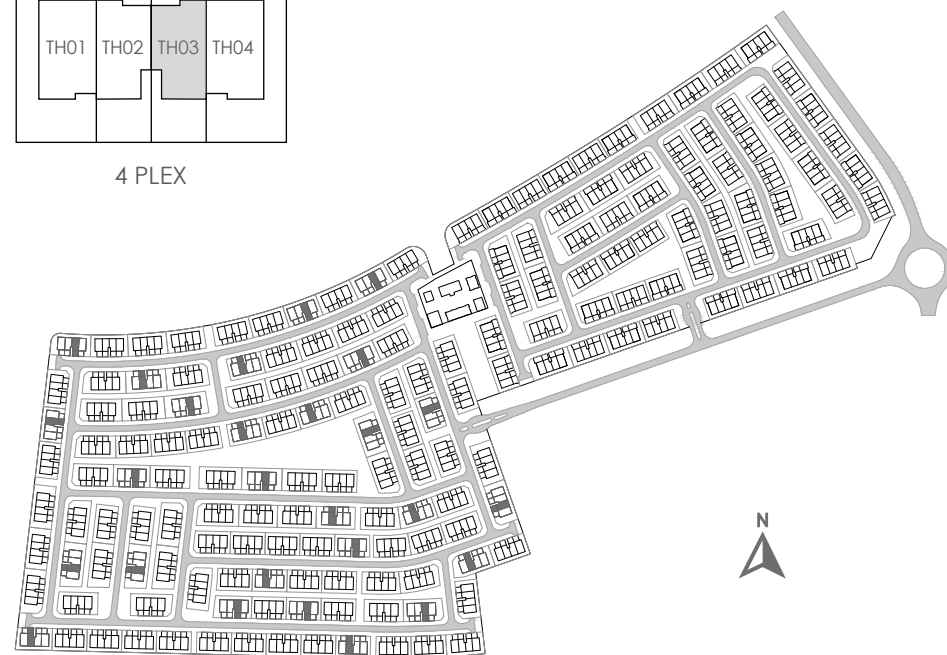
RAVINE 3 BEDROOM

UNIT	TOTAL AREA	
4 PLEX -TH03	2514.34 SQFT	233.59 SQM
<hr/>		
SUITE AREA	1982.28 SQFT	184.16 SQM
GARAGE AREA	395.25 SQFT	36.72 SQM
BALCONY/TERRACE AREA	136.81 SQFT	12.71 SQM

KEY PLAN



4 PLEX



GROUND FLOOR



FIRST FLOOR

FLOOR PLAN 1. All dimensions are in imperial and metric, and measured from finish to finish excluding construction tolerances. 2. All materials, dimensions, and drawings are approximate only. 3. Information is subject to change without notice, at developer's absolute discretion. 4. Actual area may vary from the stated area. 5. Drawings not to scale. 6. All images used are for illustrative purposes only and do not represent the actual size, features, specifications, fittings, and furnishings. 7. The developer reserves the right to make revisions / alterations, at it's absolute discretion, without any liability whatsoever.

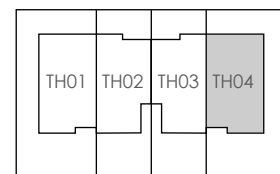
venera

THE VALLEY

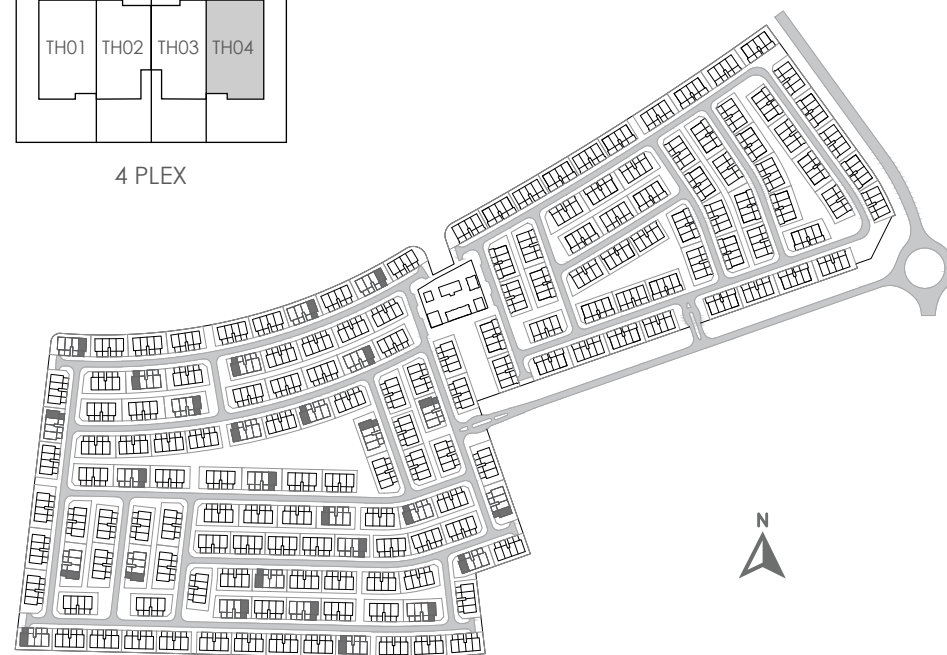
RAVINE 4 BEDROOM

UNIT	TOTAL AREA	
4 PLEX -TH04	2731.55 SQFT	253.77 SQM
<hr/>		
SUITE AREA	2218.66 SQFT	206.12 SQM
GARAGE AREA	395.57 SQFT	36.75 SQM
BALCONY/TERRACE AREA	117.33 SQFT	10.90 SQM

KEY PLAN



4 PLEX



GROUND FLOOR



FIRST FLOOR

FLOOR PLAN 1. All dimensions are in imperial and metric, and measured from finish to finish excluding construction tolerances. 2. All materials, dimensions, and drawings are approximate only. 3. Information is subject to change without notice, at developer's absolute discretion. 4. Actual area may vary from the stated area. 5. Drawings not to scale. 6. All images used are for illustrative purposes only and do not represent the actual size, features, specifications, fittings, and furnishings. 7. The developer reserves the right to make revisions / alterations, at it's absolute discretion, without any liability whatsoever.

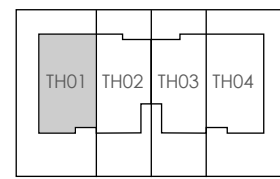
venera

THE VALLEY

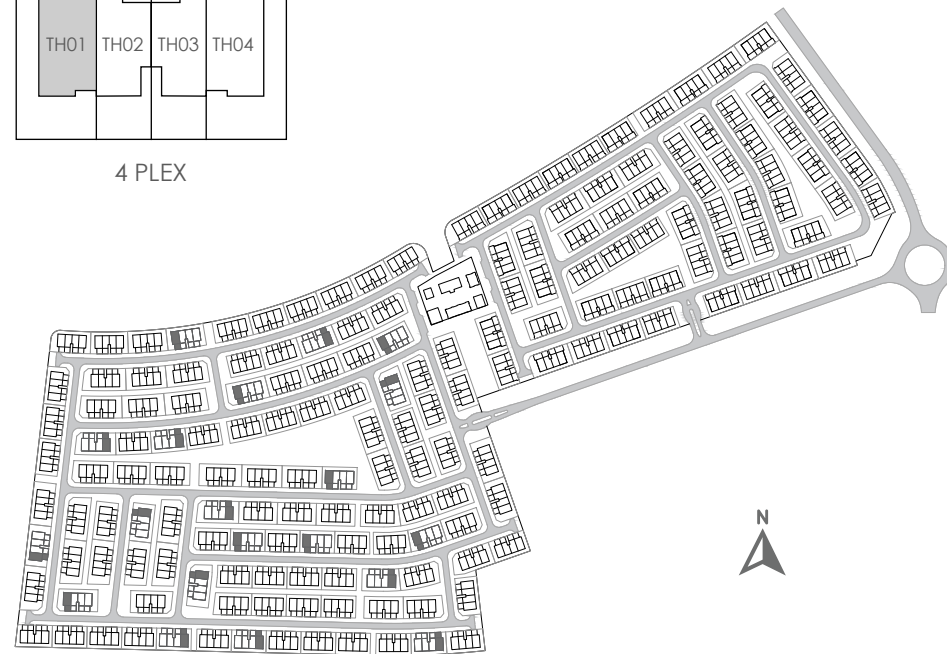
SERENE 4 BEDROOM

UNIT	TOTAL AREA	
4 PLEX -TH01	2731.55 SQFT	253.77 SQM
<hr/>		
SUITE AREA	2218.66 SQFT	206.12 SQM
GARAGE AREA	395.57 SQFT	36.75 SQM
BALCONY/TERRACE AREA	117.33 SQFT	10.90 SQM

KEY PLAN



4 PLEX



GROUND FLOOR



FIRST FLOOR

FLOOR PLAN 1. All dimensions are in imperial and metric, and measured from finish to finish excluding construction tolerances. 2. All materials, dimensions, and drawings are approximate only. 3. Information is subject to change without notice, at developer's absolute discretion. 4. Actual area may vary from the stated area. 5. Drawings not to scale. 6. All images used are for illustrative purposes only and do not represent the actual size, features, specifications, fittings, and furnishings. 7. The developer reserves the right to make revisions / alterations, at it's absolute discretion, without any liability whatsoever.

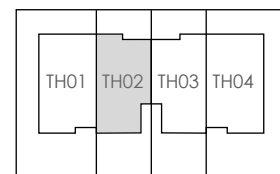
venera

THE VALLEY

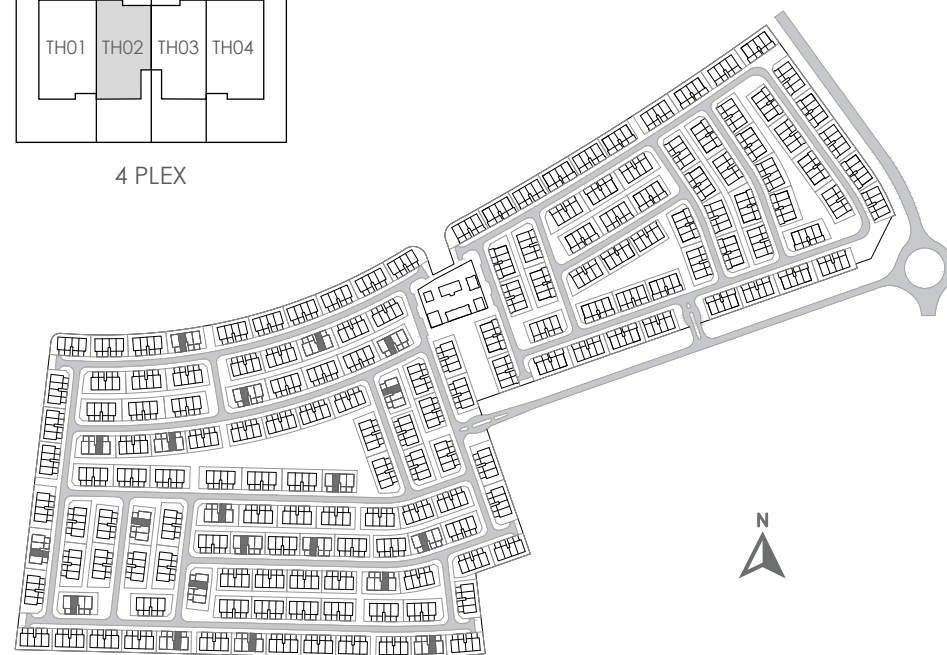
SERENE 3 BEDROOM

UNIT	TOTAL AREA	
4 PLEX -TH02	2514.34 SQFT	233.59 SQM
<hr/>		
SUITE AREA	1982.28 SQFT	184.16 SQM
GARAGE AREA	395.25 SQFT	36.72 SQM
BALCONY/TERRACE AREA	136.81 SQFT	12.71 SQM

KEY PLAN



4 PLEX



GROUND FLOOR



FIRST FLOOR

FLOOR PLAN 1. All dimensions are in imperial and metric, and measured from finish to finish excluding construction tolerances. 2. All materials, dimensions, and drawings are approximate only. 3. Information is subject to change without notice, at developer's absolute discretion. 4. Actual area may vary from the stated area. 5. Drawings not to scale. 6. All images used are for illustrative purposes only and do not represent the actual size, features, specifications, fittings, and furnishings. 7. The developer reserves the right to make revisions / alterations, at it's absolute discretion, without any liability whatsoever.

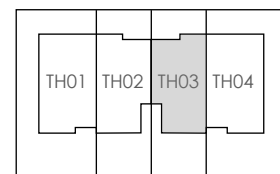
venera

THE VALLEY

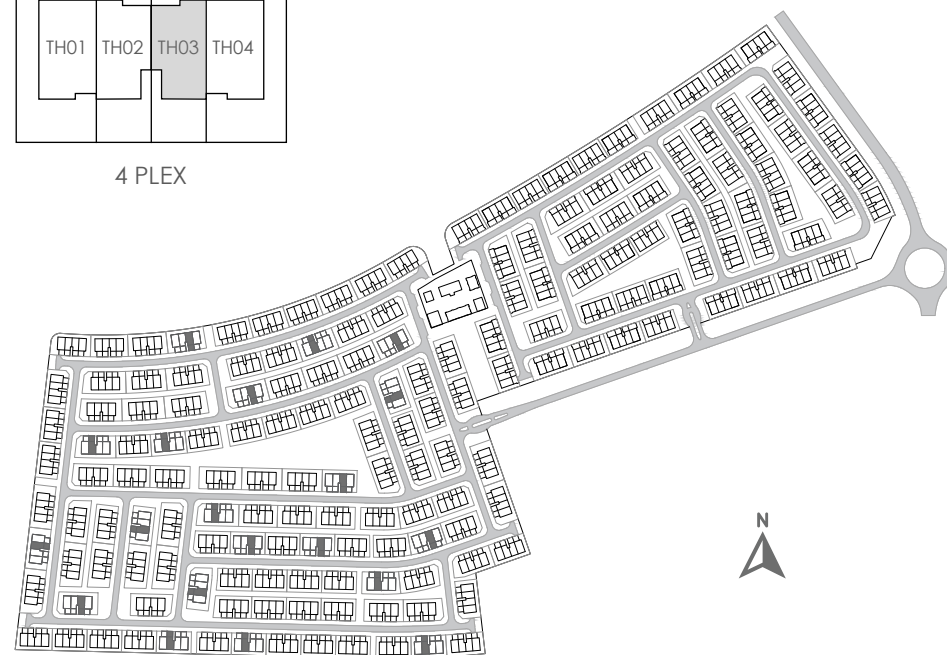
SERENE 3 BEDROOM

UNIT	TOTAL AREA	
4 PLEX -TH03	2514.34 SQFT	233.59 SQM
<hr/>		
SUITE AREA	1982.28 SQFT	184.16 SQM
GARAGE AREA	395.25 SQFT	36.72 SQM
BALCONY/TERRACE AREA	136.81 SQFT	12.71 SQM

KEY PLAN



4 PLEX



GROUND FLOOR



FIRST FLOOR

FLOOR PLAN 1. All dimensions are in imperial and metric, and measured from finish to finish excluding construction tolerances. 2. All materials, dimensions, and drawings are approximate only. 3. Information is subject to change without notice, at developer's absolute discretion. 4. Actual area may vary from the stated area. 5. Drawings not to scale. 6. All images used are for illustrative purposes only and do not represent the actual size, features, specifications, fittings, and furnishings. 7. The developer reserves the right to make revisions / alterations, at it's absolute discretion, without any liability whatsoever.

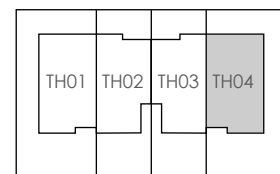
venera

THE VALLEY

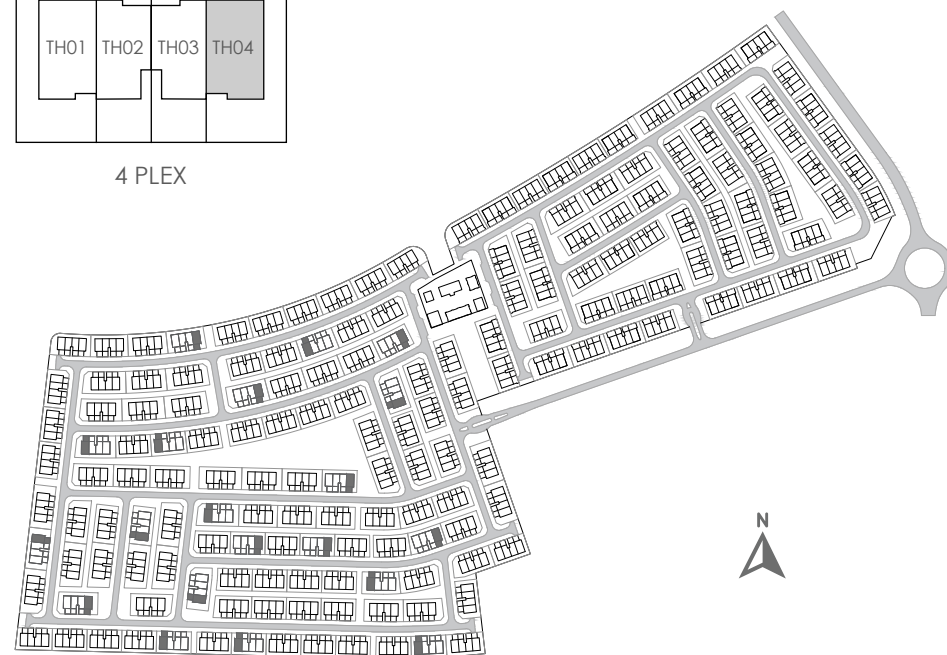
SERENE 4 BEDROOM

UNIT	TOTAL AREA	
4 PLEX -TH04	2731.55 SQFT	253.77 SQM
<hr/>		
SUITE AREA	2218.66 SQFT	206.12 SQM
GARAGE AREA	395.57 SQFT	36.75 SQM
BALCONY/TERRACE AREA	117.33 SQFT	10.90 SQM

KEY PLAN



4 PLEX



GROUND FLOOR



FIRST FLOOR

FLOOR PLAN 1. All dimensions are in imperial and metric, and measured from finish to finish excluding construction tolerances. 2. All materials, dimensions, and drawings are approximate only. 3. Information is subject to change without notice, at developer's absolute discretion. 4. Actual area may vary from the stated area. 5. Drawings not to scale. 6. All images used are for illustrative purposes only and do not represent the actual size, features, specifications, fittings, and furnishings. 7. The developer reserves the right to make revisions / alterations, at it's absolute discretion, without any liability whatsoever.

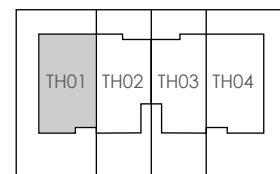
venera

THE VALLEY

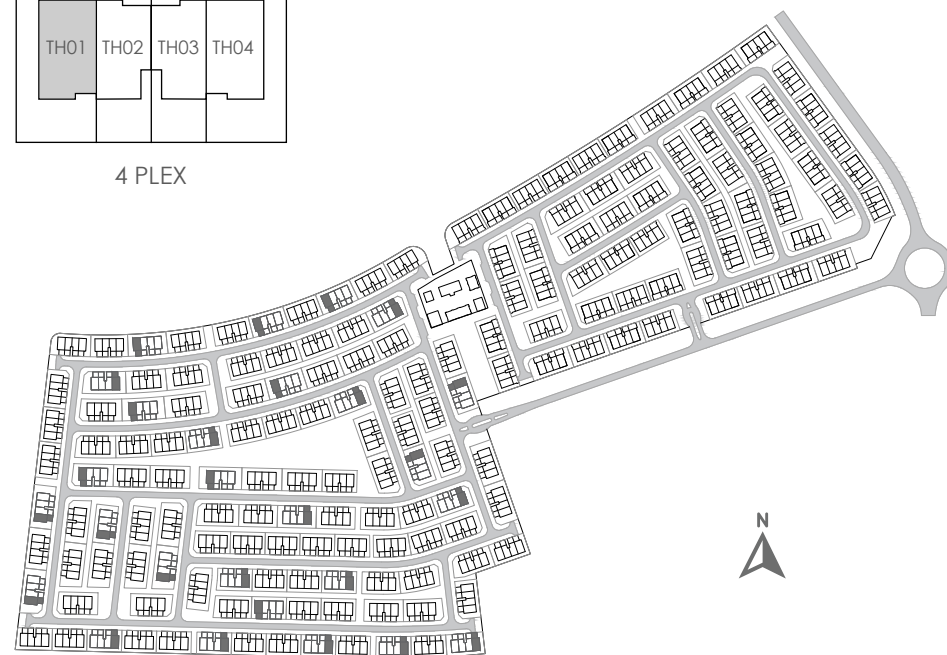
NASH 4 BEDROOM

UNIT	TOTAL AREA	
4 PLEX -TH01	2695.28 SQFT	250.40 SQM
SUITE AREA	2218.66 SQFT	206.12 SQM
GARAGE AREA	361.67 SQFT	33.60 SQM
BALCONY/TERRACE AREA	114.96 SQFT	10.68 SQM

KEY PLAN



4 PLEX



GROUND FLOOR



FIRST FLOOR

FLOOR PLAN 1. All dimensions are in imperial and metric, and measured from finish to finish excluding construction tolerances. 2. All materials, dimensions, and drawings are approximate only. 3. Information is subject to change without notice, at developer's absolute discretion. 4. Actual area may vary from the stated area. 5. Drawings not to scale. 6. All images used are for illustrative purposes only and do not represent the actual size, features, specifications, fittings, and furnishings. 7. The developer reserves the right to make revisions / alterations, at it's absolute discretion, without any liability whatsoever.

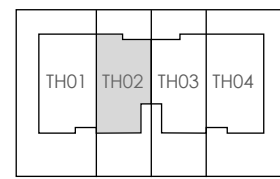
venera

THE VALLEY

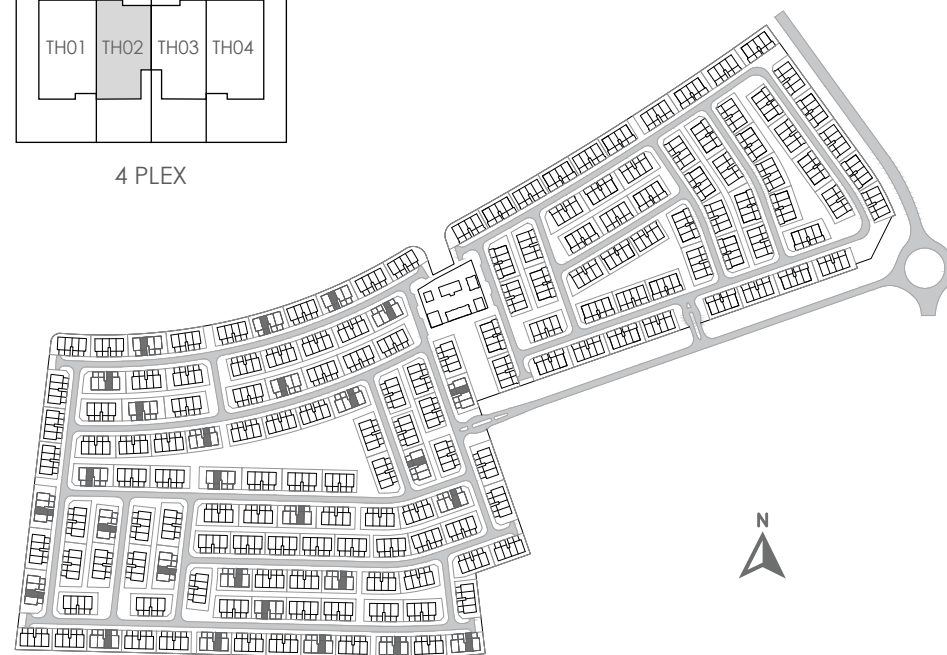
NASH 3 BEDROOM

UNIT	TOTAL AREA	
4 PLEX -TH02	2460.41 SQFT	228.58 SQM
<hr/>		
SUITE AREA	1982.28 SQFT	184.16 SQM
GARAGE AREA	361.77 SQFT	33.61 SQM
BALCONY/TERRACE AREA	116.36 SQFT	10.81 SQM

KEY PLAN



4 PLEX



GROUND FLOOR



FIRST FLOOR

FLOOR PLAN 1. All dimensions are in imperial and metric, and measured from finish to finish excluding construction tolerances. 2. All materials, dimensions, and drawings are approximate only. 3. Information is subject to change without notice, at developer's absolute discretion. 4. Actual area may vary from the stated area. 5. Drawings not to scale. 6. All images used are for illustrative purposes only and do not represent the actual size, features, specifications, fittings, and furnishings. 7. The developer reserves the right to make revisions / alterations, at it's absolute discretion, without any liability whatsoever.

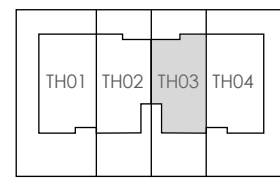
venera

THE VALLEY

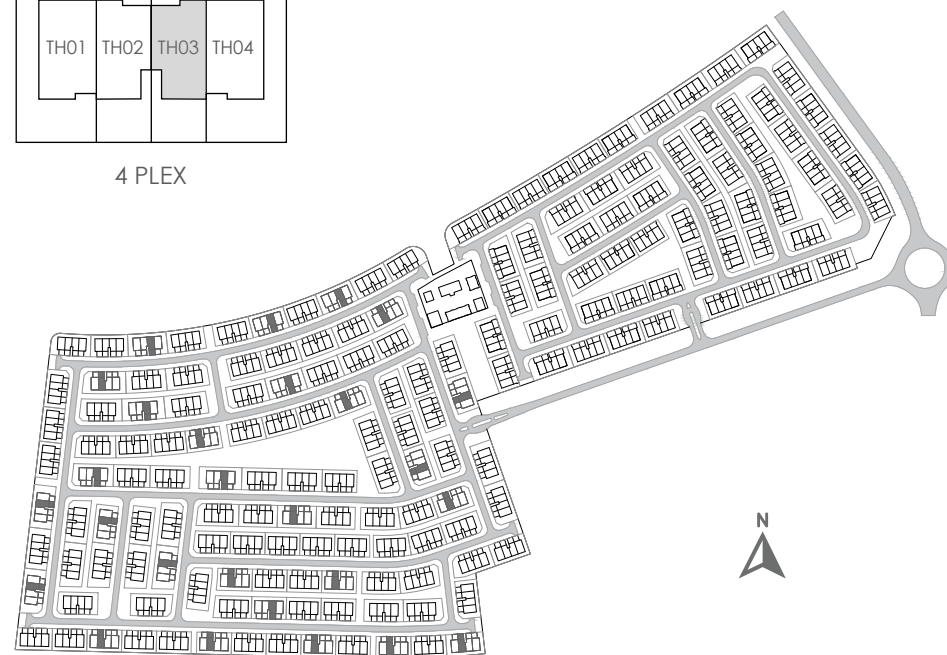
NASH 3 BEDROOM

UNIT	TOTAL AREA	
4 PLEX -TH03	2456.86 SQFT	228.25 SQM
SUITE AREA	1981.85 SQFT	184.12 SQM
GARAGE AREA	361.77 SQFT	33.61 SQM
BALCONY/TERRACE AREA	113.24 SQFT	10.52 SQM

KEY PLAN



4 PLEX



GROUND FLOOR



FIRST FLOOR

FLOOR PLAN 1. All dimensions are in imperial and metric, and measured from finish to finish excluding construction tolerances. 2. All materials, dimensions, and drawings are approximate only. 3. Information is subject to change without notice, at developer's absolute discretion. 4. Actual area may vary from the stated area. 5. Drawings not to scale. 6. All images used are for illustrative purposes only and do not represent the actual size, features, specifications, fittings, and furnishings. 7. The developer reserves the right to make revisions / alterations, at it's absolute discretion, without any liability whatsoever.

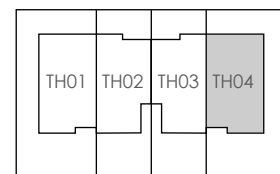
venera

THE VALLEY

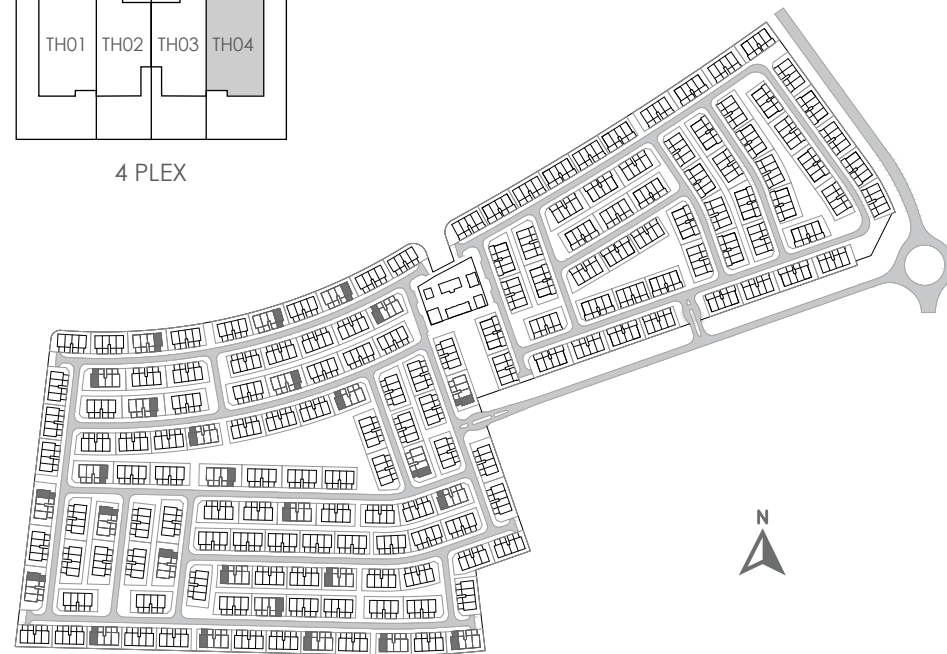
NASH 4 BEDROOM

UNIT	TOTAL AREA	
4 PLEX -TH04	2697.86 SQFT	250.64 SQM
<hr/>		
SUITE AREA	2221.45 SQFT	206.38 SQM
GARAGE AREA	361.67 SQFT	33.60 SQM
BALCONY/TERRACE AREA	114.74 SQFT	10.66 SQM

KEY PLAN



4 PLEX



GROUND FLOOR



FIRST FLOOR

FLOOR PLAN 1. All dimensions are in imperial and metric, and measured from finish to finish excluding construction tolerances. 2. All materials, dimensions, and drawings are approximate only. 3. Information is subject to change without notice, at developer's absolute discretion. 4. Actual area may vary from the stated area. 5. Drawings not to scale. 6. All images used are for illustrative purposes only and do not represent the actual size, features, specifications, fittings, and furnishings. 7. The developer reserves the right to make revisions / alterations, at it's absolute discretion, without any liability whatsoever.

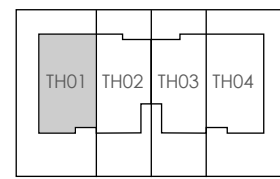
venera

THE VALLEY

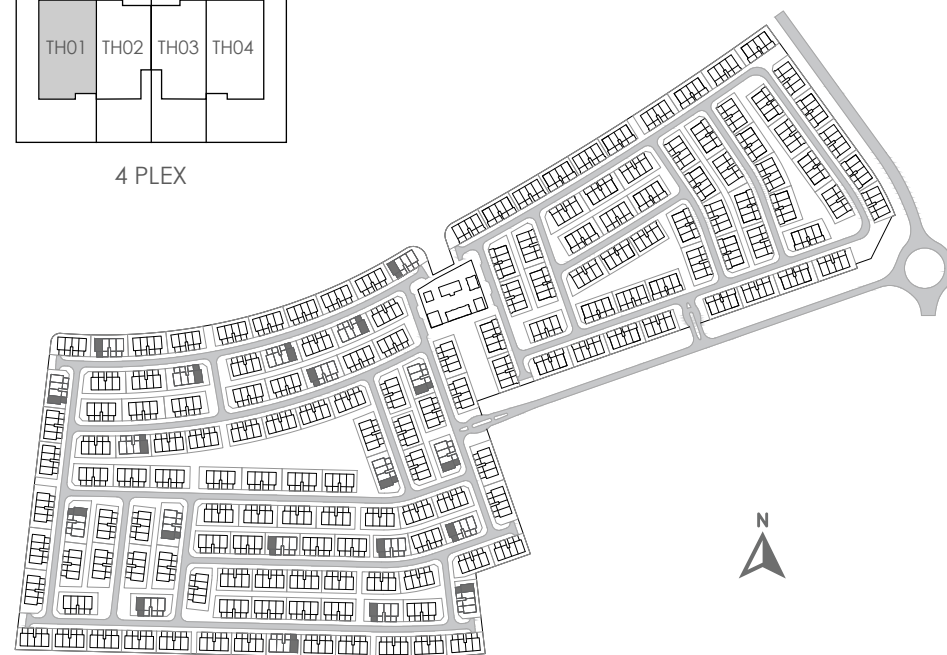
VALE 4 BEDROOM

UNIT	TOTAL AREA	
4 PLEX -TH01	2729.29 SQFT	253.56 SQM
SUITE AREA	2218.76 SQFT	206.13 SQM
GARAGE AREA	395.57 SQFT	36.75 SQM
BALCONY/TERRACE AREA	114.96 SQFT	10.68 SQM

KEY PLAN



4 PLEX



GROUND FLOOR



FIRST FLOOR

FLOOR PLAN 1. All dimensions are in imperial and metric, and measured from finish to finish excluding construction tolerances. 2. All materials, dimensions, and drawings are approximate only. 3. Information is subject to change without notice, at developer's absolute discretion. 4. Actual area may vary from the stated area. 5. Drawings not to scale. 6. All images used are for illustrative purposes only and do not represent the actual size, features, specifications, fittings, and furnishings. 7. The developer reserves the right to make revisions / alterations, at it's absolute discretion, without any liability whatsoever.

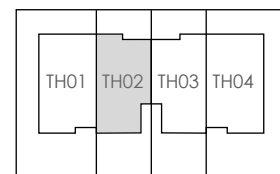
venera

THE VALLEY

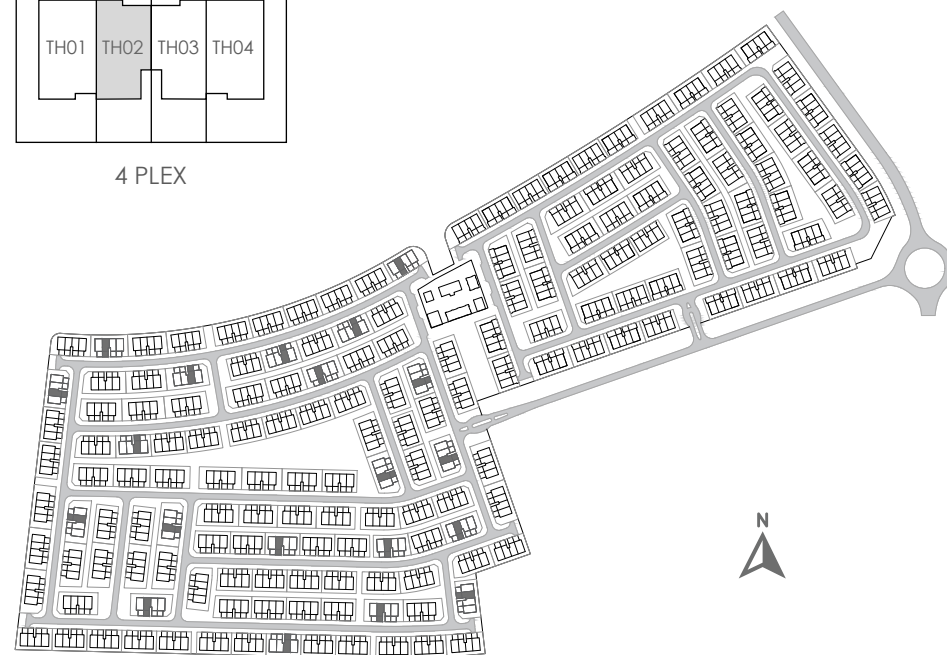
VALE 3 BEDROOM

UNIT	TOTAL AREA	
4 PLEX -TH02	2492.17 SQFT	231.53 SQM
<hr/>		
SUITE AREA	1982.71 SQFT	184.20 SQM
GARAGE AREA	395.25 SQFT	36.72 SQM
BALCONY/TERRACE AREA	114.20 SQFT	10.61 SQM

KEY PLAN



4 PLEX



GROUND FLOOR



FIRST FLOOR

FLOOR PLAN 1. All dimensions are in imperial and metric, and measured from finish to finish excluding construction tolerances. 2. All materials, dimensions, and drawings are approximate only. 3. Information is subject to change without notice, at developer's absolute discretion. 4. Actual area may vary from the stated area. 5. Drawings not to scale. 6. All images used are for illustrative purposes only and do not represent the actual size, features, specifications, fittings, and furnishings. 7. The developer reserves the right to make revisions / alterations, at it's absolute discretion, without any liability whatsoever.

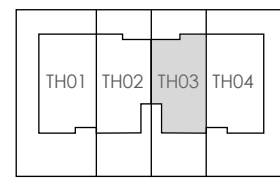
venera

THE VALLEY

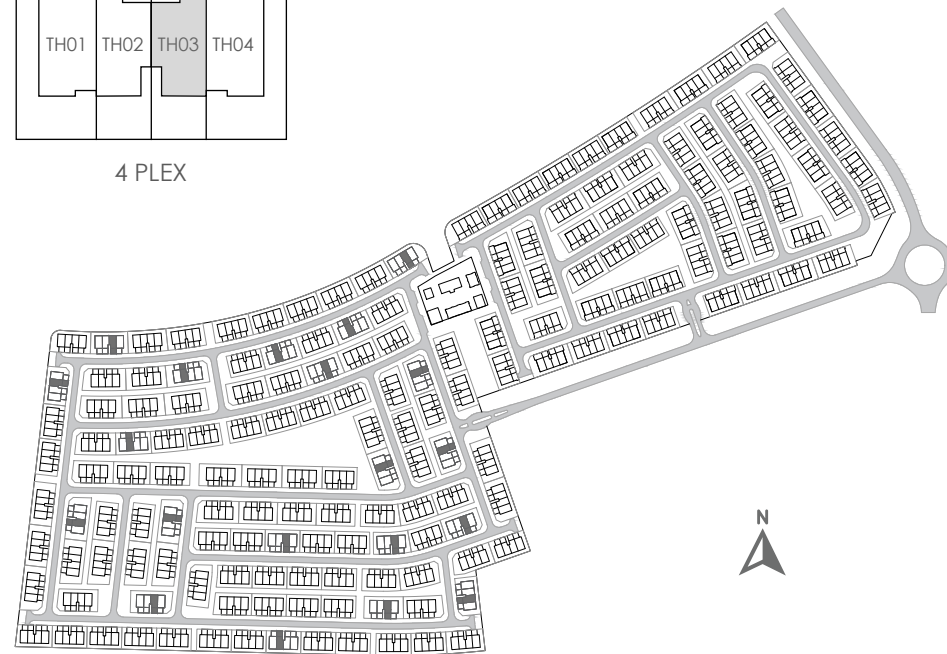
VALE 3 BEDROOM

UNIT	TOTAL AREA	
4 PLEX -TH03	2492.17 SQFT	231.53 SQM
SUITE AREA	1982.71 SQFT	184.20 SQM
GARAGE AREA	395.25 SQFT	36.72 SQM
BALCONY/TERRACE AREA	114.20 SQFT	10.61 SQM

KEY PLAN



4 PLEX



GROUND FLOOR



FIRST FLOOR

FLOOR PLAN 1. All dimensions are in imperial and metric, and measured from finish to finish excluding construction tolerances. 2. All materials, dimensions, and drawings are approximate only. 3. Information is subject to change without notice, at developer's absolute discretion. 4. Actual area may vary from the stated area. 5. Drawings not to scale. 6. All images used are for illustrative purposes only and do not represent the actual size, features, specifications, fittings, and furnishings. 7. The developer reserves the right to make revisions / alterations, at it's absolute discretion, without any liability whatsoever.

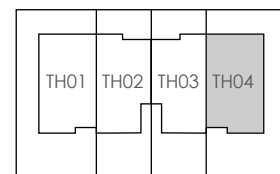
venera

THE VALLEY

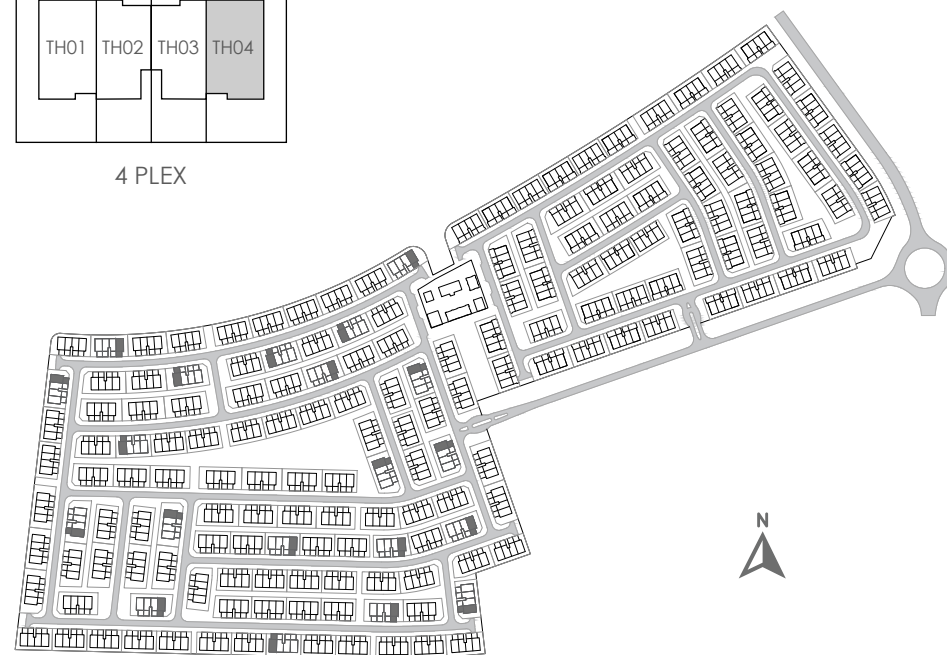
VALE 4 BEDROOM

UNIT	TOTAL AREA	
4 PLEX -TH04	2729.29 SQFT	253.56 SQM
SUITE AREA	2218.76 SQFT	206.13 SQM
GARAGE AREA	395.57 SQFT	36.75 SQM
BALCONY/TERRACE AREA	114.96 SQFT	10.68 SQM

KEY PLAN



4 PLEX



GROUND FLOOR



FIRST FLOOR

FLOOR PLAN 1. All dimensions are in imperial and metric, and measured from finish to finish excluding construction tolerances. 2. All materials, dimensions, and drawings are approximate only. 3. Information is subject to change without notice, at developer's absolute discretion. 4. Actual area may vary from the stated area. 5. Drawings not to scale. 6. All images used are for illustrative purposes only and do not represent the actual size, features, specifications, fittings, and furnishings. 7. The developer reserves the right to make revisions / alterations, at it's absolute discretion, without any liability whatsoever.

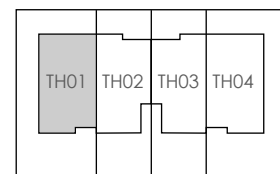
venera

THE VALLEY

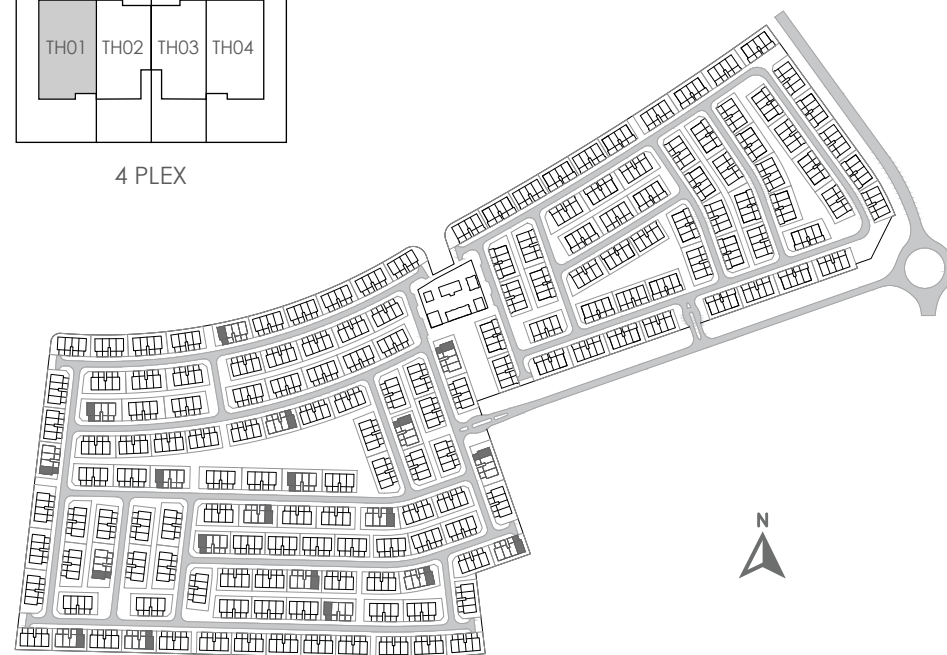
DALE 4 BEDROOM

UNIT	TOTAL AREA	
4 PLEX -TH01	2729.29 SQFT	253.56 SQM
SUITE AREA	2218.76 SQFT	206.13 SQM
GARAGE AREA	395.57 SQFT	36.75 SQM
BALCONY/TERRACE AREA	114.96 SQFT	10.68 SQM

KEY PLAN



4 PLEX



GROUND FLOOR



FIRST FLOOR

FLOOR PLAN 1. All dimensions are in imperial and metric, and measured from finish to finish excluding construction tolerances. 2. All materials, dimensions, and drawings are approximate only. 3. Information is subject to change without notice, at developer's absolute discretion. 4. Actual area may vary from the stated area. 5. Drawings not to scale. 6. All images used are for illustrative purposes only and do not represent the actual size, features, specifications, fittings, and furnishings. 7. The developer reserves the right to make revisions / alterations, at it's absolute discretion, without any liability whatsoever.

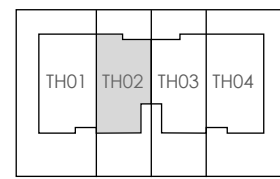
venera

THE VALLEY

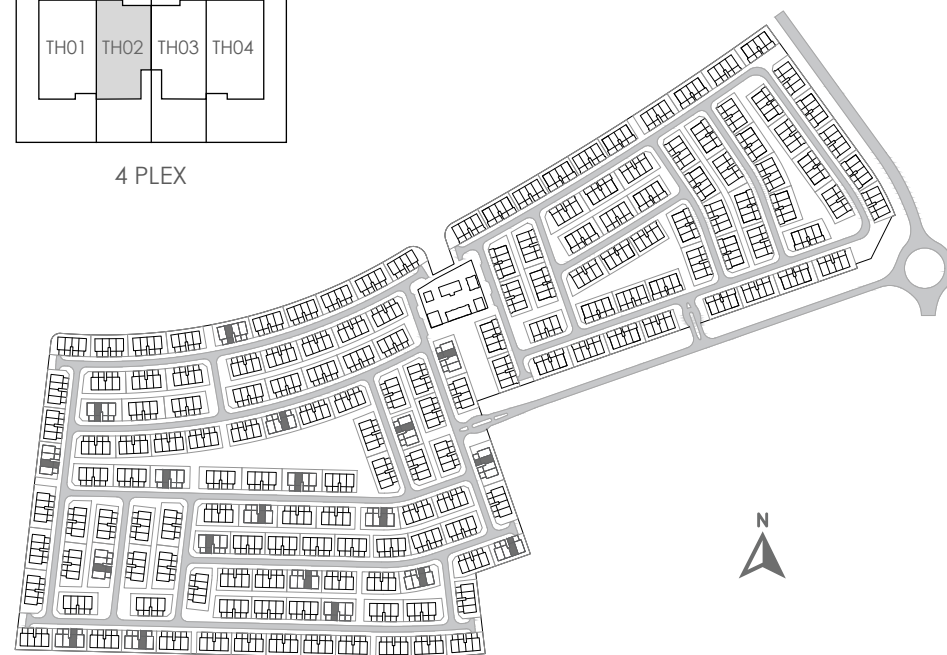
DALE 3 BEDROOM

UNIT	TOTAL AREA	
4 PLEX -TH02	2492.17 SQFT	231.53 SQM
<hr/>		
SUITE AREA	1982.71 SQFT	184.20 SQM
GARAGE AREA	395.25 SQFT	36.72 SQM
BALCONY/TERRACE AREA	114.20 SQFT	10.61 SQM

KEY PLAN



4 PLEX



GROUND FLOOR



FIRST FLOOR

FLOOR PLAN 1. All dimensions are in imperial and metric, and measured from finish to finish excluding construction tolerances. 2. All materials, dimensions, and drawings are approximate only. 3. Information is subject to change without notice, at developer's absolute discretion. 4. Actual area may vary from the stated area. 5. Drawings not to scale. 6. All images used are for illustrative purposes only and do not represent the actual size, features, specifications, fittings, and furnishings. 7. The developer reserves the right to make revisions / alterations, at it's absolute discretion, without any liability whatsoever.

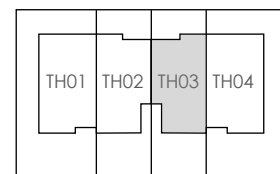
venera

THE VALLEY

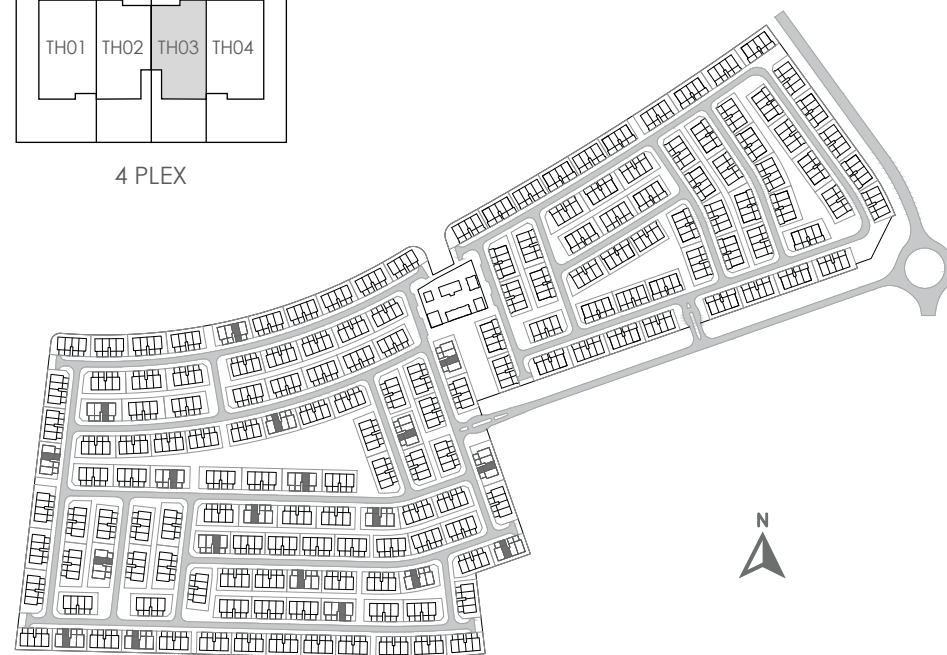
DALE 3 BEDROOM

UNIT	TOTAL AREA	
4 PLEX -TH03	2492.17 SQFT	231.53 SQM
<hr/>		
SUITE AREA	1982.71 SQFT	184.20 SQM
GARAGE AREA	395.25 SQFT	36.72 SQM
BALCONY/TERRACE AREA	114.20 SQFT	10.61 SQM

KEY PLAN



4 PLEX



GROUND FLOOR



FIRST FLOOR

FLOOR PLAN 1. All dimensions are in imperial and metric, and measured from finish to finish excluding construction tolerances. 2. All materials, dimensions, and drawings are approximate only. 3. Information is subject to change without notice, at developer's absolute discretion. 4. Actual area may vary from the stated area. 5. Drawings not to scale. 6. All images used are for illustrative purposes only and do not represent the actual size, features, specifications, fittings, and furnishings. 7. The developer reserves the right to make revisions / alterations, at it's absolute discretion, without any liability whatsoever.

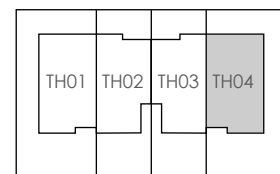
venera

THE VALLEY

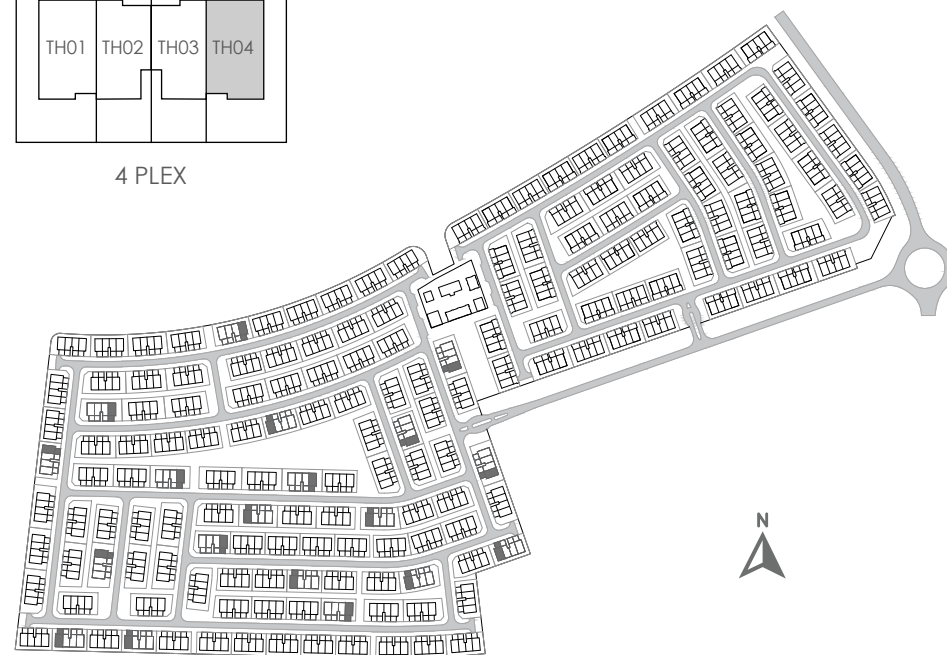
DALE 4 BEDROOM

UNIT	TOTAL AREA	
4 PLEX -TH04	2729.29 SQFT	253.56 SQM
SUITE AREA	2218.76 SQFT	206.13 SQM
GARAGE AREA	395.57 SQFT	36.75 SQM
BALCONY/TERRACE AREA	114.96 SQFT	10.68 SQM

KEY PLAN



4 PLEX



GROUND FLOOR



FIRST FLOOR

FLOOR PLAN 1. All dimensions are in imperial and metric, and measured from finish to finish excluding construction tolerances. 2. All materials, dimensions, and drawings are approximate only. 3. Information is subject to change without notice, at developer's absolute discretion. 4. Actual area may vary from the stated area. 5. Drawings not to scale. 6. All images used are for illustrative purposes only and do not represent the actual size, features, specifications, fittings, and furnishings. 7. The developer reserves the right to make revisions / alterations, at it's absolute discretion, without any liability whatsoever.