

BEACH  
VISTA  
TOWER I

---

FLOOR PLANS

EMAAR



# BEACH VISTA

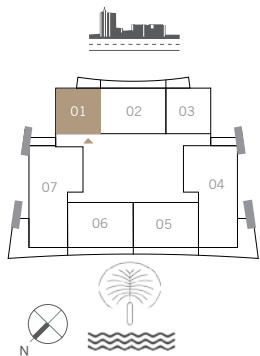
TOWER I

## I BEDROOM

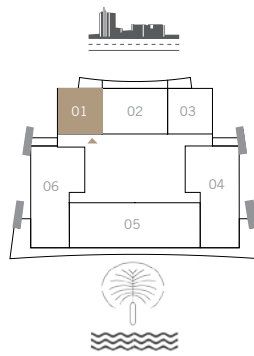
UNIT 01 | LEVEL 02-25 & 27-33

SUITE AREA	666.18 SQ.FT.	61.89 SQ.M.
BALCONY AREA	79.01 SQ.FT.	7.34 SQ.M.
TOTAL AREA	745.19 SQ.FT.	69.23 SQ.M.

LEVEL 02-25



LEVEL 27-33



**FLOOR PLAN** 1. All dimensions are in imperial and metric, and measured from finish to finish excluding construction tolerances. 2. All materials, dimensions, and drawings are approximate only. 3. Information is subject to change without notice, at developer's absolute discretion. 4. Actual area may vary from the stated area. 5. Drawings not to scale. 6. All images used are for illustrative purposes only and do not represent the actual size, features, specifications, fittings, and furnishings. 7. The developer reserves the right to make revisions / alterations, at it's absolute discretion, without any liability whatsoever.

# BEACH VISTA

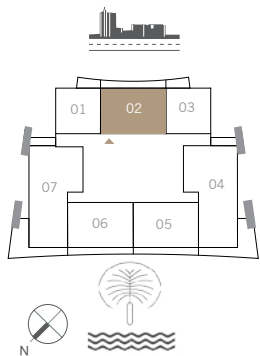
## TOWER I

### 2 BEDROOM

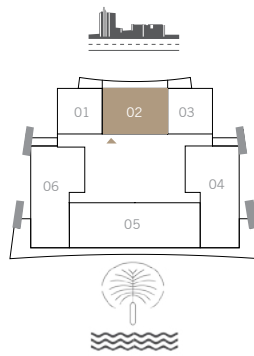
UNIT 02 | LEVEL 02-25 & 27-33

SUITE AREA	1015.79 SQ.FT.	94.37 SQ.M.
BALCONY AREA	171.15 SQ.FT.	15.90 SQ.M.
TOTAL AREA	1186.94 SQ.FT.	110.27 SQ.M.

LEVEL 02-25



LEVEL 27-33



**FLOOR PLAN** 1. All dimensions are in imperial and metric, and measured from finish to finish excluding construction tolerances. 2. All materials, dimensions, and drawings are approximate only. 3. Information is subject to change without notice, at developer's absolute discretion. 4. Actual area may vary from the stated area. 5. Drawings not to scale. 6. All images used are for illustrative purposes only and do not represent the actual size, features, specifications, fittings, and furnishings. 7. The developer reserves the right to make revisions / alterations, at it's absolute discretion, without any liability whatsoever.

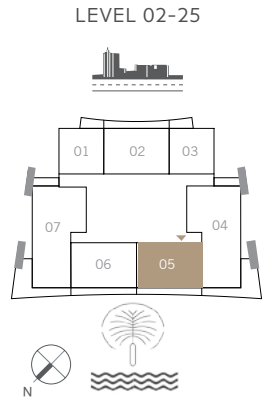
# BEACH VISTA

TOWER I

## 2 BEDROOM

UNIT 05 | LEVEL 02-25

SUITE AREA	1015.68 SQ.FT.	94.36 SQ.M.
BALCONY AREA	162.97 SQ.FT.	15.14 SQ.M.
TOTAL AREA	1178.65 SQ.FT.	109.50 SQ.M.



**FLOOR PLAN** 1. All dimensions are in imperial and metric, and measured from finish to finish excluding construction tolerances. 2. All materials, dimensions, and drawings are approximate only. 3. Information is subject to change without notice, at developer's absolute discretion. 4. Actual area may vary from the stated area. 5. Drawings not to scale. 6. All images used are for illustrative purposes only and do not represent the actual size, features, specifications, fittings, and furnishings. 7. The developer reserves the right to make revisions / alterations, at it's absolute discretion, without any liability whatsoever.

# BEACH VISTA

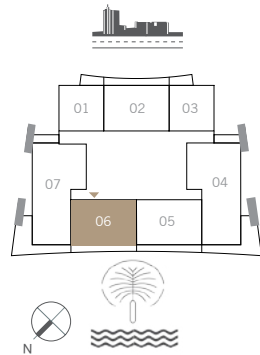
TOWER I

## 2 BEDROOM

UNIT 06 | LEVEL 02-25

SUITE AREA	1015.68 SQ.FT.	94.36 SQ.M.
BALCONY AREA	162.97 SQ.FT.	15.14 SQ.M.
TOTAL AREA	1178.65 SQ.FT.	109.50 SQ.M.

LEVEL 02-25



**FLOOR PLAN** 1. All dimensions are in imperial and metric, and measured from finish to finish excluding construction tolerances. 2. All materials, dimensions, and drawings are approximate only. 3. Information is subject to change without notice, at developer's absolute discretion. 4. Actual area may vary from the stated area. 5. Drawings not to scale. 6. All images used are for illustrative purposes only and do not represent the actual size, features, specifications, fittings, and furnishings. 7. The developer reserves the right to make revisions / alterations, at it's absolute discretion, without any liability whatsoever.

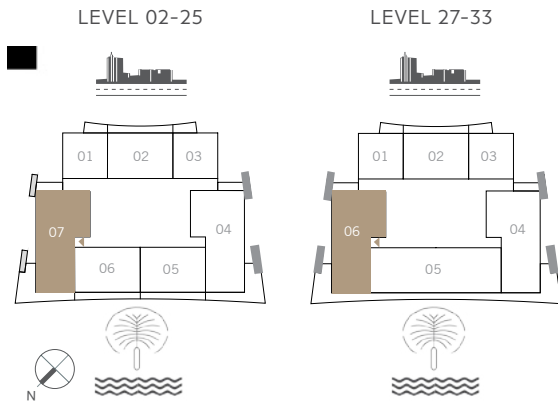
# BEACH VISTA

## TOWER I

### 3 BEDROOM

UNIT 07 | LEVEL 02-25 & UNIT 06 | LEVEL 27-33

SUITE AREA	1629.66 SQ.FT.	151.40 SQ.M.
BALCONY AREA	451.55 SQ.FT.	41.95 SQ.M.
TOTAL AREA	2081.21 SQ.FT.	193.35 SQ.M.



**FLOOR PLAN** 1. All dimensions are in imperial and metric, and measured from finish to finish excluding construction tolerances. 2. All materials, dimensions, and drawings are approximate only. 3. Information is subject to change without notice, at developer's absolute discretion. 4. Actual area may vary from the stated area. 5. Drawings not to scale. 6. All images used are for illustrative purposes only and do not represent the actual size, features, specifications, fittings, and furnishings. 7. The developer reserves the right to make revisions / alterations, at it's absolute discretion, without any liability whatsoever.

BEACH  
VISTA  
TOWER 2

---

FLOOR PLANS

EMAAR



# BEACH VISTA

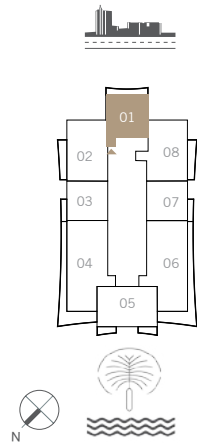
## TOWER 2

### 1 BEDROOM

UNIT 01 | LEVEL 02-14 & 16-26

SUITE AREA	746.37 SQ.FT.	69.34 SQ.M.
BALCONY AREA	120.02 SQ.FT.	11.15 SQ.M.
TOTAL AREA	866.39 SQ.FT.	80.49 SQ.M.

LEVEL 02-14 & 16-26



**FLOOR PLAN** 1. All dimensions are in imperial and metric, and measured from finish to finish excluding construction tolerances. 2. All materials, dimensions, and drawings are approximate only. 3. Information is subject to change without notice, at developer's absolute discretion. 4. Actual area may vary from the stated area. 5. Drawings not to scale. 6. All images used are for illustrative purposes only and do not represent the actual size, features, specifications, fittings, and furnishings. 7. The developer reserves the right to make revisions / alterations, at it's absolute discretion, without any liability whatsoever.



# BEACH VISTA

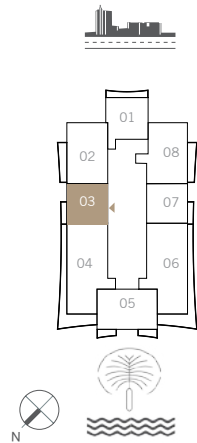
TOWER 2

## 1 BEDROOM

UNIT 03 | LEVEL 02-14 & 16-26

SUITE AREA	664.99 SQ.FT.	61.78 SQ.M.
BALCONY AREA	56.83 SQ.FT.	5.28 SQ.M.
TOTAL AREA	721.82 SQ.FT.	67.06 SQ.M.

LEVEL 02-14 & 16-26



**FLOOR PLAN** 1. All dimensions are in imperial and metric, and measured from finish to finish excluding construction tolerances. 2. All materials, dimensions, and drawings are approximate only. 3. Information is subject to change without notice, at developer's absolute discretion. 4. Actual area may vary from the stated area. 5. Drawings not to scale. 6. All images used are for illustrative purposes only and do not represent the actual size, features, specifications, fittings, and furnishings. 7. The developer reserves the right to make revisions / alterations, at it's absolute discretion, without any liability whatsoever.

# BEACH VISTA

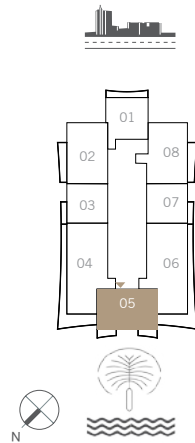
## TOWER 2

### 2 BEDROOM

UNIT 05 | LEVEL 02-14 & 16-26

SUITE AREA	1023.76 SQ.FT.	95.11 SQ.M.
BALCONY AREA	123.35 SQ.FT.	11.46 SQ.M.
TOTAL AREA	1147.11 SQ.FT.	106.57 SQ.M.

LEVEL 02-14 & 16-26



**FLOOR PLAN** 1. All dimensions are in imperial and metric, and measured from finish to finish excluding construction tolerances. 2. All materials, dimensions, and drawings are approximate only. 3. Information is subject to change without notice, at developer's absolute discretion. 4. Actual area may vary from the stated area. 5. Drawings not to scale. 6. All images used are for illustrative purposes only and do not represent the actual size, features, specifications, fittings, and furnishings. 7. The developer reserves the right to make revisions / alterations, at it's absolute discretion, without any liability whatsoever.

# BEACH VISTA

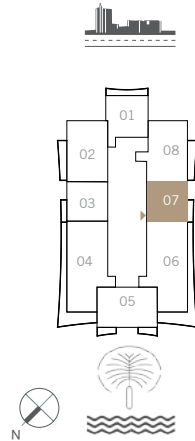
TOWER 2

## 1 BEDROOM

UNIT 07 | LEVEL 02-14 & 16-26

SUITE AREA	665.42 SQ.FT.	61.82 SQ.M.
BALCONY AREA	56.83 SQ.FT.	5.28 SQ.M.
TOTAL AREA	722.25 SQ.FT.	67.10 SQ.M.

LEVEL 02-14 & 16-26



**FLOOR PLAN** 1. All dimensions are in imperial and metric, and measured from finish to finish excluding construction tolerances. 2. All materials, dimensions, and drawings are approximate only. 3. Information is subject to change without notice, at developer's absolute discretion. 4. Actual area may vary from the stated area. 5. Drawings not to scale. 6. All images used are for illustrative purposes only and do not represent the actual size, features, specifications, fittings, and furnishings. 7. The developer reserves the right to make revisions / alterations, at it's absolute discretion, without any liability whatsoever.