

South garden

AT WASL GATE

MEET SERENITY

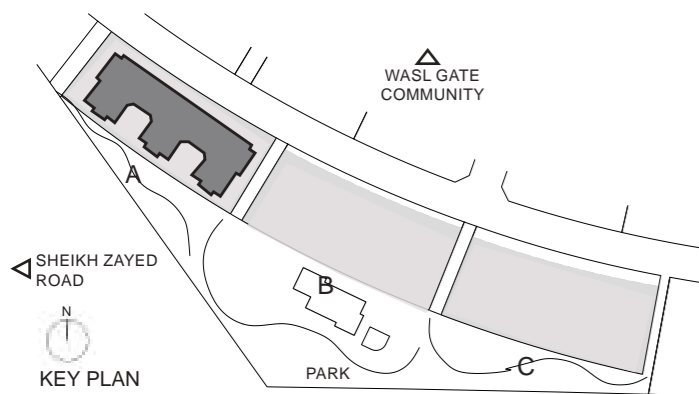
FLOOR PLANS &
UNIT PLANS

BUILDING A

SOUTH GARDEN - BUILDING A

GROUND FLOOR LAYOUT

South garden



wasi

All room dimensions are in metric and measured to structural elements and exclude wall finishes and construction tolerances. Calculation of suite is measured as the area bounded by the centerline of demising or party walls separating one unit from another unit, the exterior surface of all exterior walls and the exterior surface of the corridor wall on enclosing and abutting the unit. Calculation of terrace area is measured as the area bounded by the centerlines of demising or party walls separating one unit from another unit, the outermost face of the enclosing guard and the external face of the site abutting the balcony. All materials, dimensions and drawings features and amenities are approximate at the time of printing, information is subject to change without notice. Actual suite areas may vary from the stated area. Drawings are not to scale E&EO. The developer reserves the right to make revisions.

SOUTH GARDEN - BUILDING A

1ST FLOOR LAYOUT

117

Studio - Type A	(sq ft)	(sq mt)
Apartment area	438.31	40.72
Balcony Area	0.00	0.00
Total	438.31	40.72

115

1 Bed - Type A	(sq ft)	(sq mt)
Apartment area	866.28	80.48
Balcony Area	77.72	7.22
Total	943.99	87.70

109

1 Bed - Type A	(sq ft)	(sq mt)
Apartment area	866.28	80.48
Balcony Area	77.72	7.22
Total	943.99	87.70

107

Studio - Type A	(sq ft)	(sq mt)
Apartment area	438.31	40.72
Balcony Area	0.00	0.00
Total	438.31	40.72

119

Studio - Type A	(sq ft)	(sq mt)
Apartment area	438.31	40.72
Balcony Area	0.00	0.00
Total	438.31	40.72

116

1 Bed - Type B	(sq ft)	(sq mt)
Apartment area	788.24	73.23
Balcony Area	69.75	6.48
Total	857.99	79.71

111

2 Bed - Type G	(sq ft)	(sq mt)
Apartment area	1110.83	103.20
Balcony Area	66.63	6.19
Total	1177.46	109.39

108

1 Bed - Type B	(sq ft)	(sq mt)
Apartment area	788.24	73.23
Balcony Area	69.75	6.48
Total	857.99	79.71

105

Studio - Type A	(sq ft)	(sq mt)
Apartment area	438.31	40.72
Balcony Area	0.00	0.00
Total	438.31	40.72

120

1 Bed - Type B	(sq ft)	(sq mt)
Apartment area	788.13	73.22
Balcony Area	69.75	6.48
Total	857.88	79.70

104

1 Bed - Type B	(sq ft)	(sq mt)
Apartment area	788.24	73.22
Balcony Area	69.75	6.48
Total	857.99	79.72

121

2 Bed - Type E	(sq ft)	(sq mt)
Apartment area	1093.93	101.63
Balcony Area	59.41	5.52
Total	1153.35	107.15

103

2 Bed - Type E	(sq ft)	(sq mt)
Apartment area	1093.94	101.63
Balcony Area	59.52	5.53
Total	1153.46	107.16

122

2 Bed - Type B	(sq ft)	(sq mt)
Apartment area	1237.53	114.97
Balcony Area	58.99	5.48
Total	1296.51	120.45

102

2 Bed - Type B	(sq ft)	(sq mt)
Apartment area	1237.53	114.97
Balcony Area	58.99	5.48
Total	1296.51	120.45

123

2 Bed - Type B	(sq ft)	(sq mt)
Apartment area	1239.57	115.16
Balcony Area	58.99	5.48
Total	1298.55	120.64

101

2 Bed - Type B	(sq ft)	(sq mt)
Apartment area	1239.67	115.17
Balcony Area	58.99	5.48
Total	1298.66	120.65

118

2 Bed - Type C	(sq ft)	(sq mt)
Apartment area	1192.42	110.78
Balcony Area	41.33	3.84
Total	1233.76	114.62

114

2 Bed - Type F	(sq ft)	(sq mt)
Apartment area	1147.75	106.63
Balcony Area	41.33	3.84
Total	1189.08	110.47

110

2 Bed - Type F	(sq ft)	(sq mt)
Apartment area	1147.54	106.61
Balcony Area	41.33	3.84
Total	1188.87	110.45

106

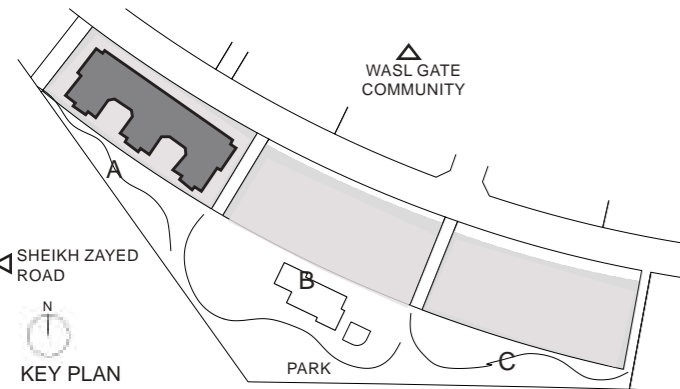
2 Bed - Type C	(sq ft)	(sq mt)
Apartment area	1193.93	110.92
Balcony Area	41.33	3.84
Total	1235.26	114.76

113

2 Bed - Type D	(sq ft)	(sq mt)
Apartment area	1118.37	103.90
Balcony Area	70.07	6.51
Total	1188.44	110.41

112

2 Bed - Type D1	(sq ft)	(sq mt)
Apartment area	1126.12	104.62
Balcony Area	70.07	6.51
Total	1196.19	111.13



All room dimensions are in metric and measured to structural elements and exclude wall finishes and construction tolerances. Calculation of suite is measured as the area bounded by the centerline of demising or party walls separating one unit from another unit, the exterior surface of all exterior walls and the exterior surface of the corridor wall on enclosing and abutting the unit. Calculation of terrace area is measured as the area bounded by the centerlines of demising or party walls separating one unit from another unit, the outermost face of the enclosing guard and the external face of the site abutting the balcony. All materials, dimensions and drawings features and amenities are approximate at the time of printing, information is subject to change without notice. Actual suite areas may vary from the stated area. Drawings are not to scale E&O. The developer reserves the right to make revisions.

SOUTH GARDEN - BUILDING A

2ND - 5TH FLOOR LAYOUT

217, 317, 417, 517

Studio - Type A	(sq ft)	(sq mt)
Apartment area	438.31	40.71
Balcony Area	0.00	0.00
Total	438.31	40.71

219, 319, 419, 519

Studio - Type A	(sq ft)	(sq mt)
Apartment area	438.19	40.71
Balcony Area	0.00	0.00
Total	438.19	40.71

220, 320, 420, 520

1 Bed - Type B	(sq ft)	(sq mt)
Apartment area	788.02	73.21
Balcony Area	69.85	6.49
Total	857.88	79.70

221, 321, 421, 521

2 Bed - Type E	(sq ft)	(sq mt)
Apartment area	1093.94	101.63
Balcony Area	59.41	5.52
Total	1153.35	107.15

222, 322, 422, 522

2 Bed - Type B	(sq ft)	(sq mt)
Apartment area	1237.95	115.01
Balcony Area	58.99	5.48
Total	1296.94	120.49

223, 323, 423, 523

2 Bed - Type B	(sq ft)	(sq mt)
Apartment area	1240.11	115.21
Balcony Area	58.99	5.48
Total	1299.09	120.69

218, 318, 418, 518

2 Bed - Type C	(sq ft)	(sq mt)
Apartment area	1192.42	110.78
Balcony Area	41.33	3.84
Total	1233.76	114.62

215, 315, 415, 515

1 Bed - Type A	(sq ft)	(sq mt)
Apartment area	866.28	80.48
Balcony Area	77.72	7.22
Total	943.99	87.70

216, 316, 416, 516

1 Bed - Type B	(sq ft)	(sq mt)
Apartment area	788.24	73.23
Balcony Area	69.85	6.49
Total	858.09	79.72

211, 311, 411, 511

2 Bed - Type G	(sq ft)	(sq mt)
Apartment area	1110.83	103.20
Balcony Area	66.73	6.20
Total	1177.57	109.40

208, 308, 408, 508

1 Bed - Type B	(sq ft)	(sq mt)
Apartment area	788.13	73.22
Balcony Area	69.75	6.48
Total	857.88	79.70

209, 309, 409, 509

1 Bed - Type A	(sq ft)	(sq mt)
Apartment area	866.28	80.48
Balcony Area	77.72	7.22
Total	943.99	87.70

207, 307, 407, 507

Studio - Type A	(sq ft)	(sq mt)
Apartment area	438.31	40.72
Balcony Area	0.00	0.00
Total	438.31	40.72

205, 305, 405, 505

Studio - Type A	(sq ft)	(sq mt)
Apartment area	438.30	40.72
Balcony Area	0.00	0.00
Total	438.30	40.72

204, 304, 404, 504

1 Bed - Type B	(sq ft)	(sq mt)
Apartment area	788.02	73.21
Balcony Area	69.75	6.48
Total	857.77	79.69

203, 303, 403, 503

2 Bed - Type E	(sq ft)	(sq mt)
Apartment area	1093.94	101.63
Balcony Area	59.52	5.53
Total	1153.46	107.16

202, 302, 402, 502

2 Bed - Type B	(sq ft)	(sq mt)
Apartment area	1238.06	115.02
Balcony Area	58.87	5.47
Total	1296.94	120.49

201, 301, 401, 501

2 Bed - Type B	(sq ft)	(sq mt)
Apartment area	1240.21	115.22
Balcony Area	58.87	5.47
Total	1299.20	120.70

206, 306, 406, 506

2 Bed - Type C	(sq ft)	(sq mt)
Apartment area	1192.42	110.78
Balcony Area	41.33	3.84
Total	1233.76	114.62

214, 314, 414, 514

2 Bed - Type F	(sq ft)	(sq mt)
Apartment area	1147.75	106.63
Balcony Area	41.33	3.84
Total	1189.08	110.47

213, 313, 413, 513

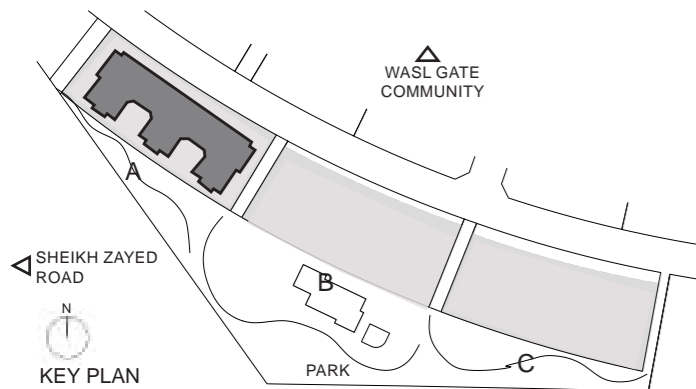
2 Bed - Type D	(sq ft)	(sq mt)
Apartment area	1118.90	103.95
Balcony Area	70.07	6.51
Total	1188.98	110.46

210, 310, 410, 510

2 Bed - Type F	(sq ft)	(sq mt)
Apartment area	1147.54	106.61
Balcony Area	41.33	3.84
Total	1188.87	110.45

212, 312, 412, 512

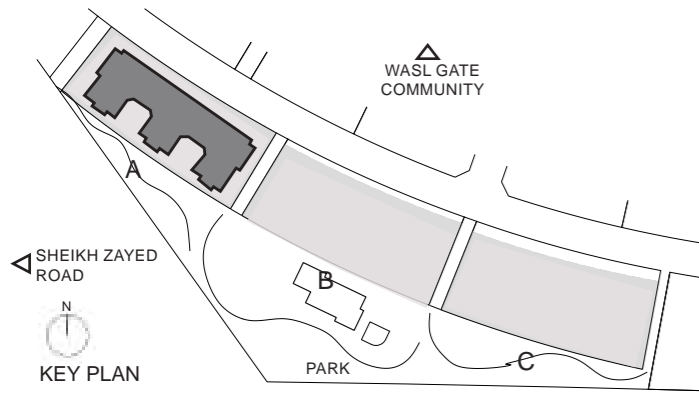
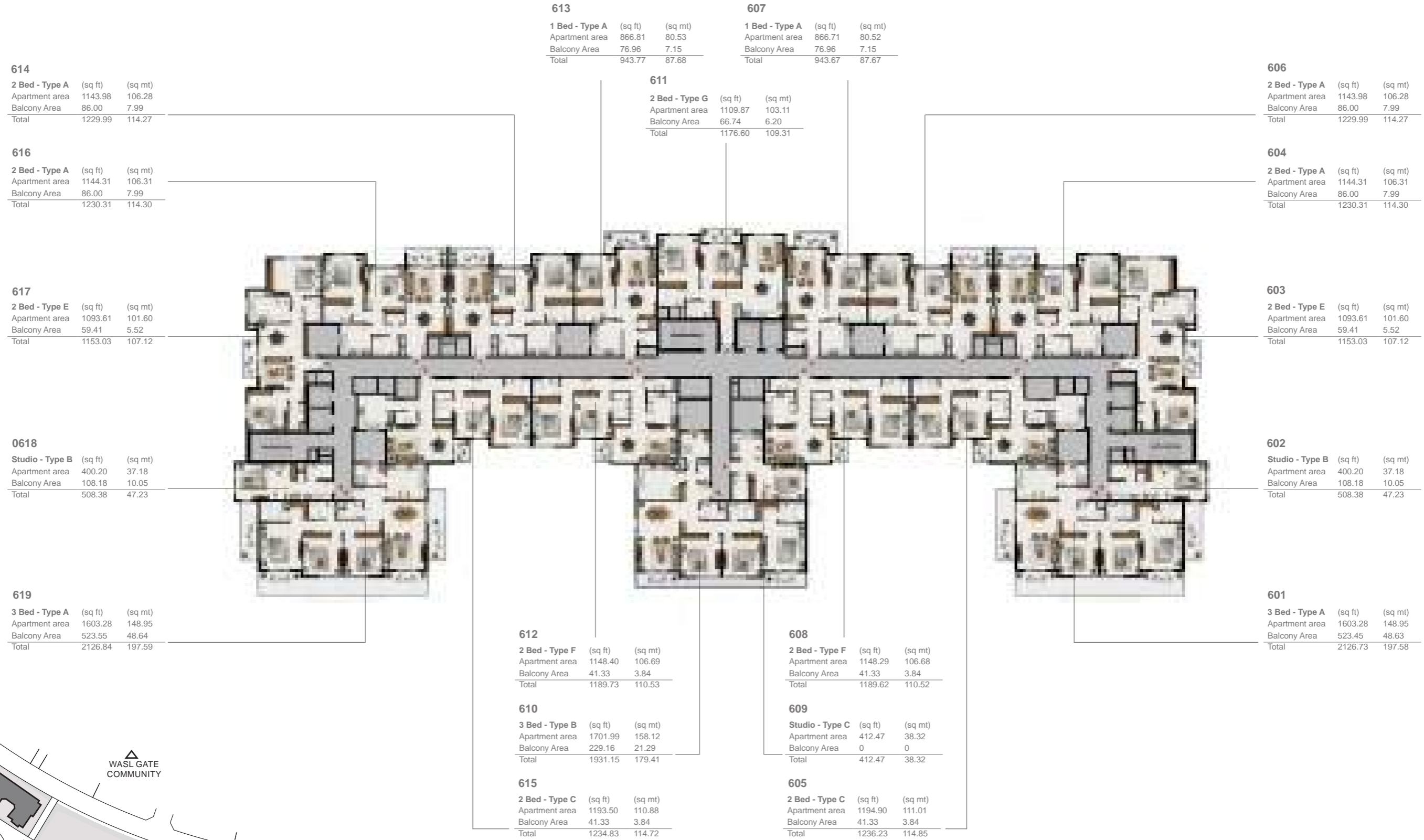
2 Bed - Type D1	(sq ft)	(sq mt)
Apartment area	1126.65	104.67
Balcony Area	70.07	6.51
Total	1196.73	111.18



All room dimensions are in metric and measured to structural elements and exclude wall finishes and construction tolerances. Calculation of suite is measured as the area bounded by the centerline of demising or party walls separating one unit from another unit, the exterior surface of all exterior walls and the exterior surface of the corridor wall on enclosing and abutting the unit. Calculation of terrace area is measured as the area bounded by the centerlines of demising or party walls separating one unit from another unit, the outermost face of the enclosing guard and the external face of the site abutting the balcony. All materials, dimensions and drawings features and amenities are approximate at the time of printing, information is subject to change without notice. Actual suite areas may vary from the stated area. Drawings are not to scale E&O. The developer reserves the right to make revisions.

SOUTH GARDEN - BUILDING A

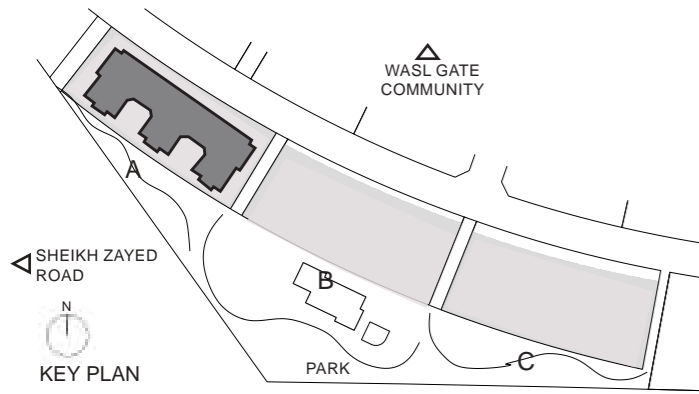
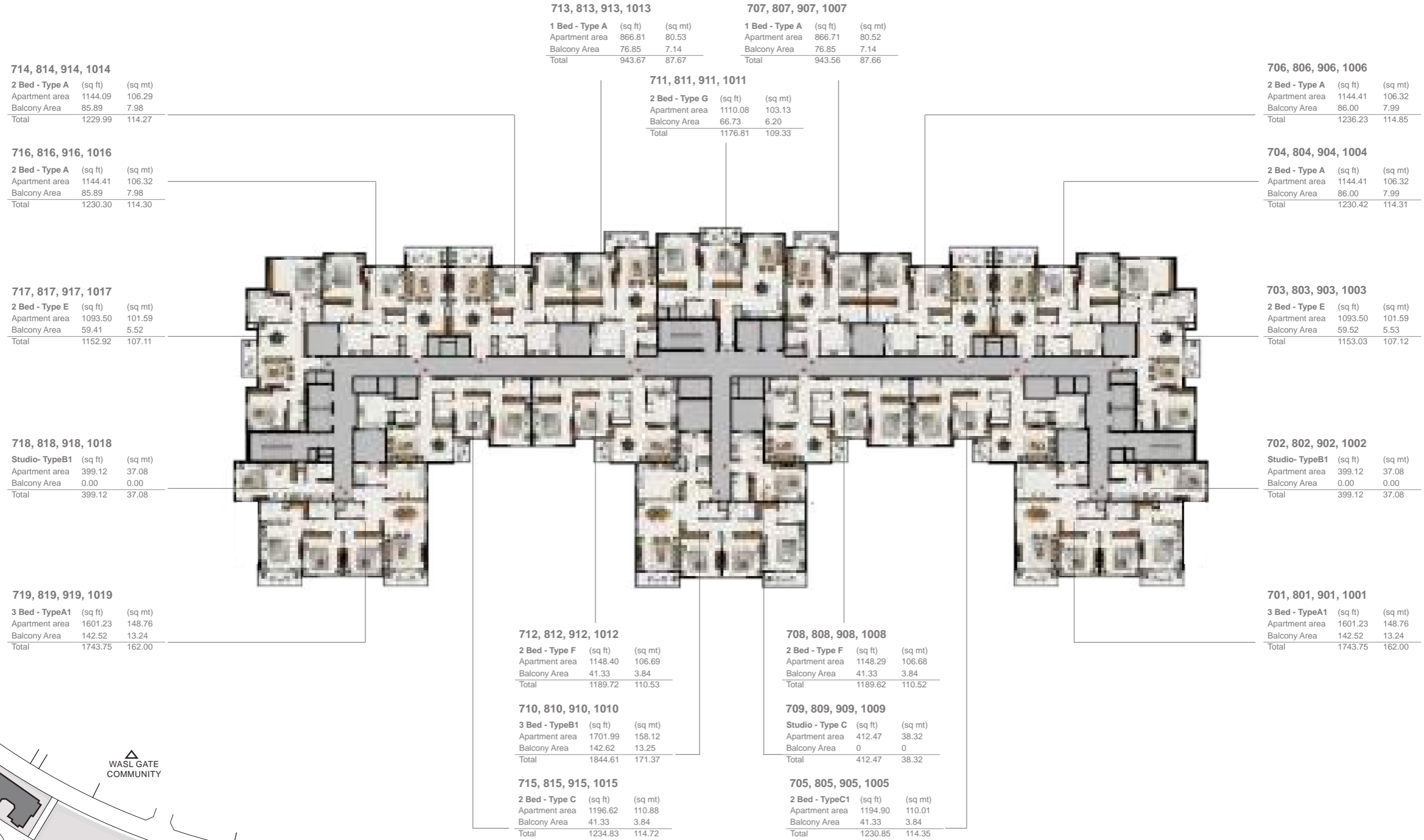
6TH FLOOR LAYOUT



All room dimensions are in metric and measured to structural elements and exclude wall finishes and construction tolerances. Calculation of suite is measured as the area bounded by the centerline of demising or party walls separating one unit from another unit, the exterior surface of all exterior walls and the exterior surface of the corridor wall on enclosing and abutting the unit. Calculation of terrace area is measured as the area bounded by the centerlines of demising or party walls separating one unit from another unit, the outermost face of the enclosing guard and the external face of the site abutting the balcony. All materials, dimensions and drawings features and amenities are approximate at the time of printing, information is subject to change without notice. Actual suite areas may vary from the stated area. Drawings are not to scale E&EO. The developer reserves the right to make revisions.

SOUTH GARDEN - BUILDING A

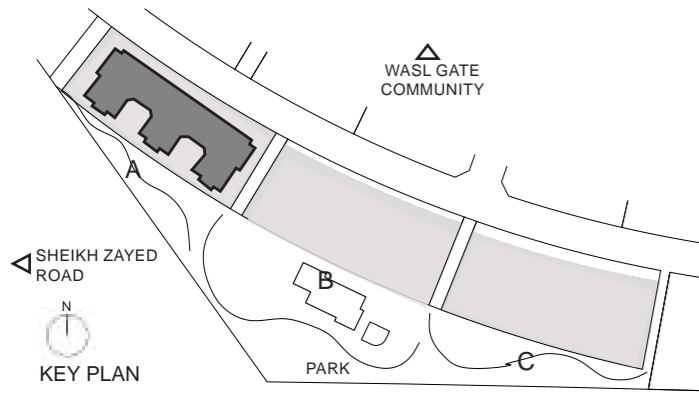
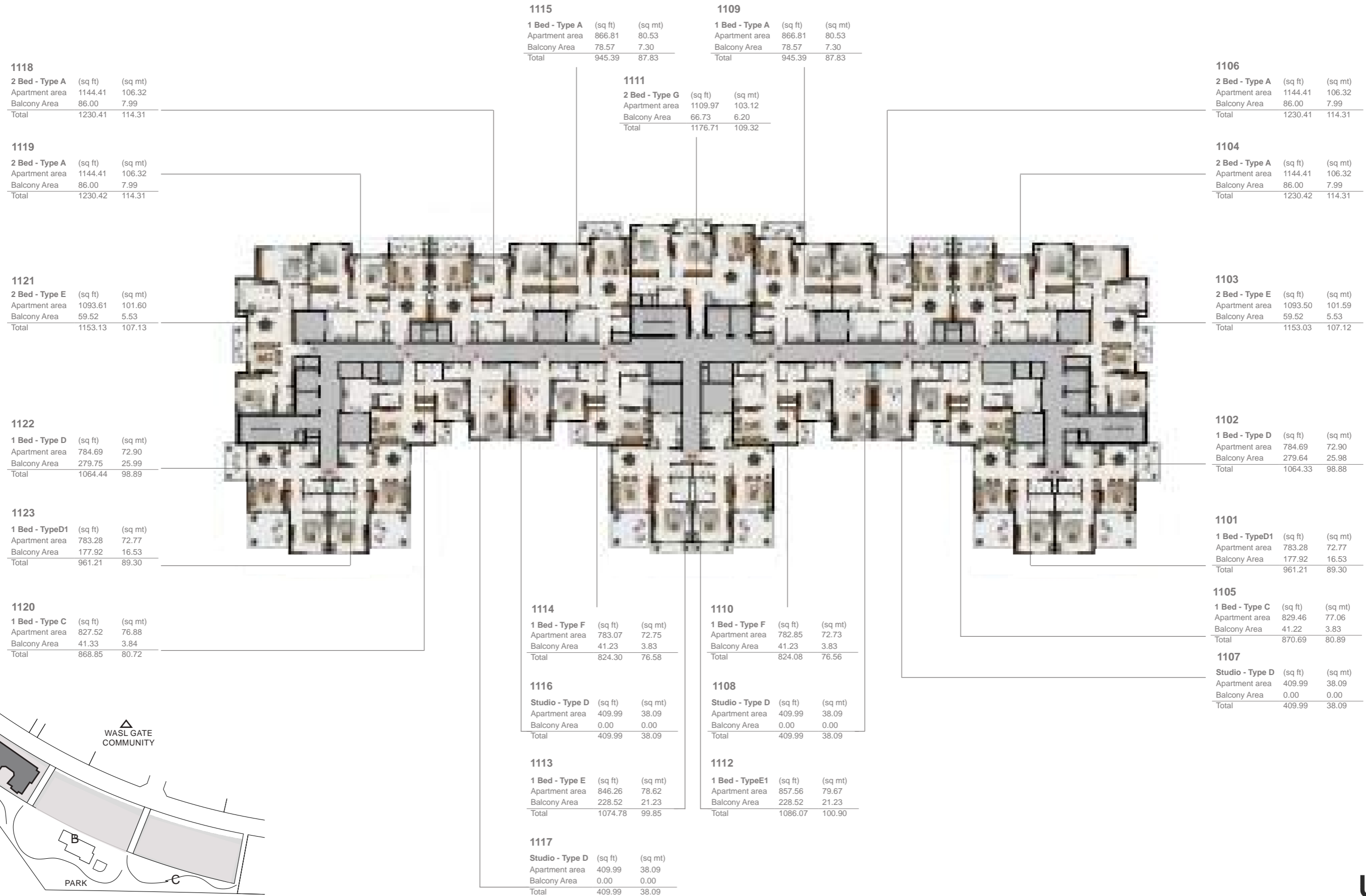
7TH - 10TH FLOOR LAYOUT



All room dimensions are in metric and measured to structural elements and exclude wall finishes and construction tolerances. Calculation of suite is measured as the area bounded by the centerline of demising or party walls separating one unit from another unit, the exterior surface of all exterior walls and the exterior surface of the corridor wall on enclosing and abutting the unit. Calculation of terrace area is measured as the area bounded by the centerlines of demising or party walls separating one unit from another unit, the outermost face of the enclosing guard and the external face of the site abutting the balcony. All materials, dimensions and drawings features and amenities are approximate at the time of printing, information is subject to change without notice. Actual suite areas may vary from the stated area. Drawings are not to scale E&EO. The developer reserves the right to make revisions.

SOUTH GARDEN - BUILDING A

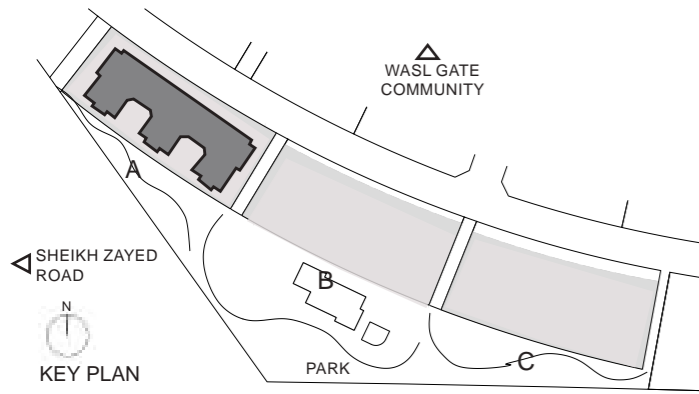
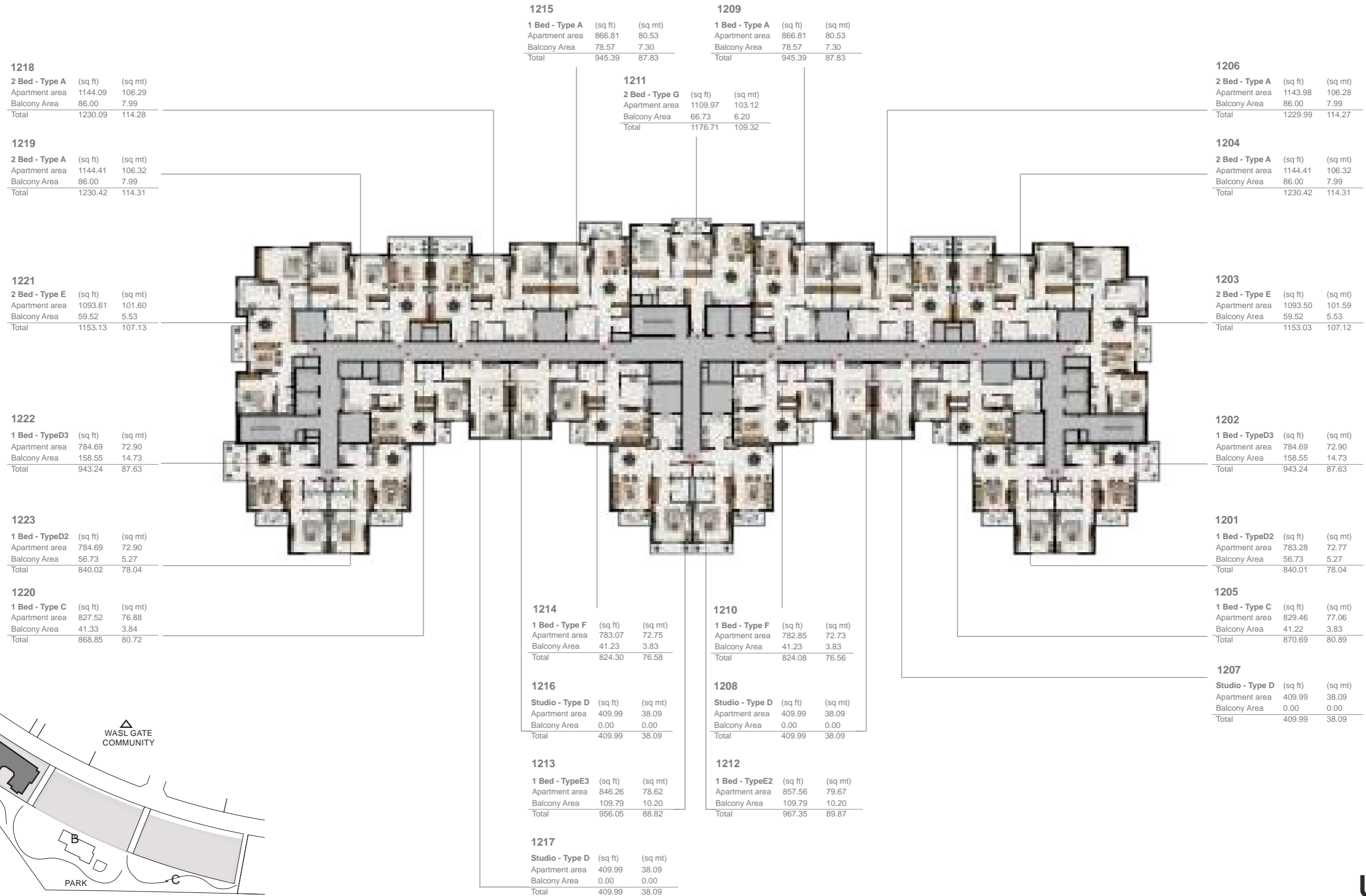
11TH FLOOR LAYOUT



All room dimensions are in metric and measured to structural elements and exclude wall finishes and construction tolerances. Calculation of suite is measured as the area bounded by the centerline of demising or party walls separating one unit from another unit, the exterior surface of all exterior walls and the exterior surface of the corridor wall on enclosing and abutting the unit. Calculation of terrace area is measured as the area bounded by the centerlines of demising or party walls separating one unit from another unit, the outermost face of the enclosing guard and the external face of the site abutting the balcony. All materials, dimensions and drawings features and amenities are approximate at the time of printing, information is subject to change without notice. Actual suite areas may vary from the stated area. Drawings are not to scale E&EO. The developer reserves the right to make revisions.

SOUTH GARDEN - BUILDING A

12TH FLOOR LAYOUT



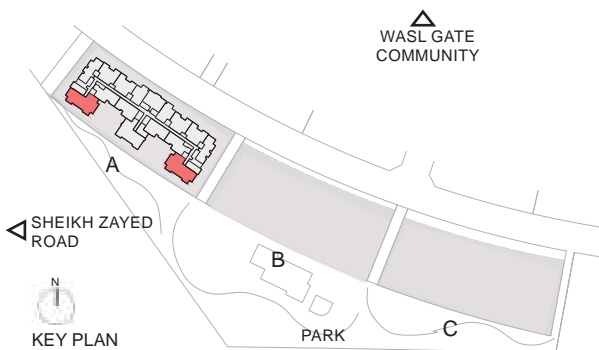
All room dimensions are in metric and measured to structural elements and exclude wall finishes and construction tolerances. Calculation of suite is measured as the area bounded by the centerline of demising or party walls separating one unit from another unit, the exterior surface of all exterior walls and the exterior surface of the corridor wall on enclosing and abutting the unit. Calculation of terrace area is measured as the area bounded by the centerlines of demising or party walls separating one unit from another unit, the outermost face of the enclosing guard and the external face of the site abutting the balcony. All materials, dimensions and drawings features and amenities are approximate at the time of printing, information is subject to change without notice. Actual suite areas may vary from the stated area. Drawings are not to scale E&O. The developer reserves the right to make revisions.

UNIT PLANS

3 BEDROOM

SOUTH GARDEN - BUILDING A

UNIT LAYOUT - 3 BEDROOM TYPE A

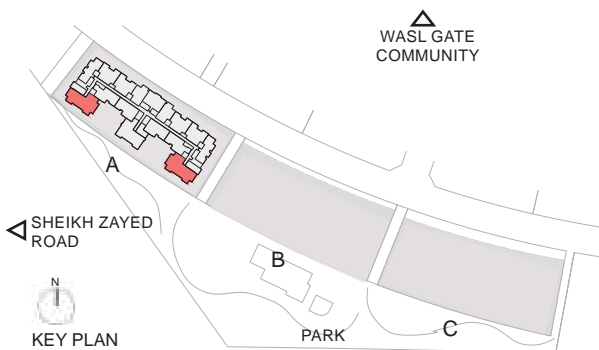


3 Bed - Type A		
	SQFT	SQM
Apartment Area	1603.28	148.95
Balcony Area	523.56	48.64
Total Area	2126.84	197.59

Building	Level
A	6

SOUTH GARDEN - BUILDING A

UNIT LAYOUT - 3 BEDROOM TYPE A1

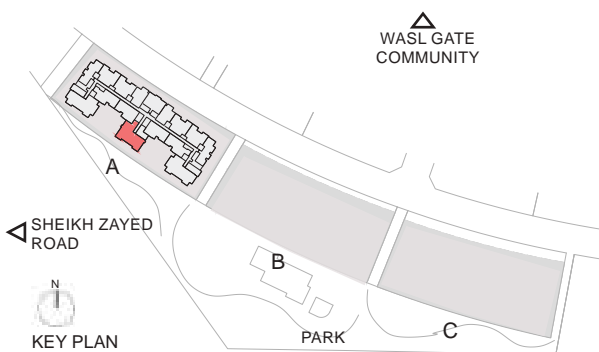


3 Bed - Type A1		
	SQFT	SQM
Apartment Area	1601.24	148.76
Balcony Area	142.51	13.24
Total Area	1743.75	162.00

Building	Level
A	7,8,9,10

SOUTH GARDEN - BUILDING A

UNIT LAYOUT - 3 BEDROOM TYPE B

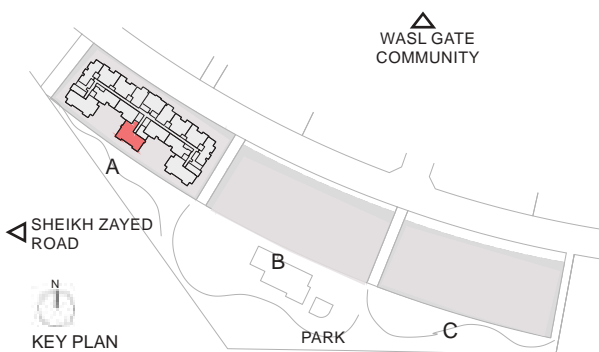


3 Bed - Type B		
	SQFT	SQM
Apartment Area	1701.99	158.12
Balcony Area	229.16	21.29
Total Area	1931.15	179.41

Building	Level
A	6

SOUTH GARDEN - BUILDING A

UNIT LAYOUT - 3 BEDROOM TYPE B1



3 Bed - Type B1		
	SQFT	SQM
Apartment Area	1701.99	158.12
Balcony Area	142.62	13.25
Total Area	1844.61	171.37

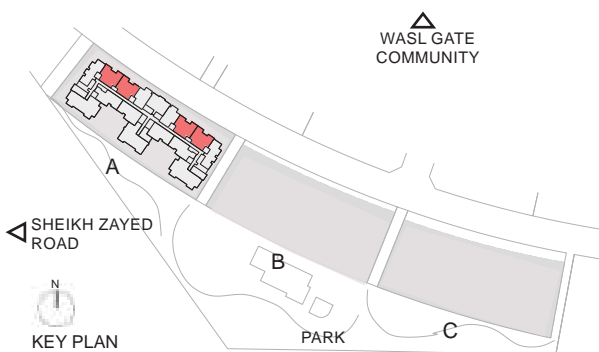
Building	Level
A	7,8,9,10

UNIT PLANS

2 BEDROOM

SOUTH GARDEN - BUILDING A

UNIT LAYOUT - 2 BEDROOM TYPE A

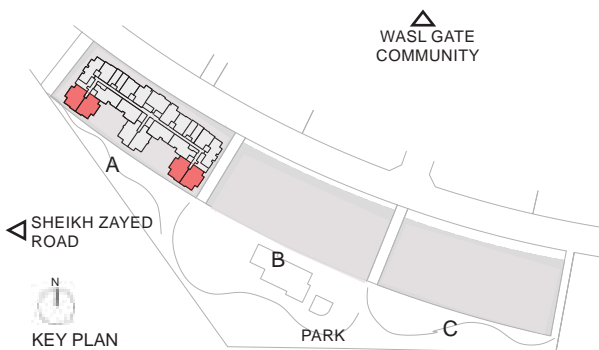


2 Bed - Type A		
	SQFT	SQM
Apartment Area	1144.31	106.31
Balcony Area	86.00	7.99
Total Area	1230.31	114.30

Building	Level
A	6,7,8,9,10,11,12

SOUTH GARDEN - BUILDING A

UNIT LAYOUT - 2 BEDROOM TYPE B

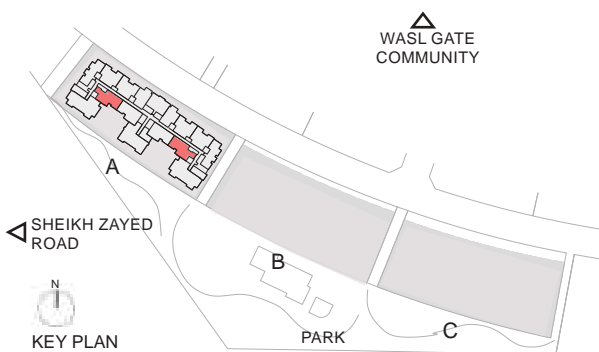



2 Bed - Type B		
	SQ FT	SQM
Apartment Area	1237.53	114.97
Balcony Area	58.99	5.48
Total Area	1296.51	120.45

Building	Level
A	1,2,3,4,5

SOUTH GARDEN - BUILDING A

UNIT LAYOUT - 2 BEDROOM TYPE C

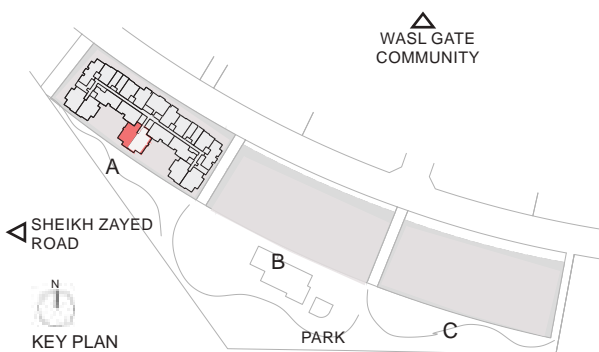


2 Bed - Type C		
	SQFT	SQM
Apartment Area	1192.42	110.78
Balcony Area	41.33	3.84
Total Area	1233.76	114.62

Building	Level
A	1,2,3,4,5,6,7,8,9,10

SOUTH GARDEN - BUILDING A

UNIT LAYOUT - 2 BEDROOM TYPE D

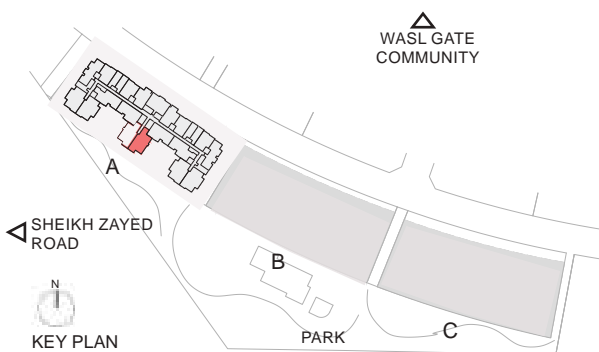


2 Bed - Type D		
	SQFT	SQM
Apartment Area	1118.37	103.90
Balcony Area	70.07	6.51
Total Area	1188.44	110.41

Building	Level
A	1,2,3,4,5

SOUTH GARDEN - BUILDING A

UNIT LAYOUT - 2 BEDROOM TYPE D1

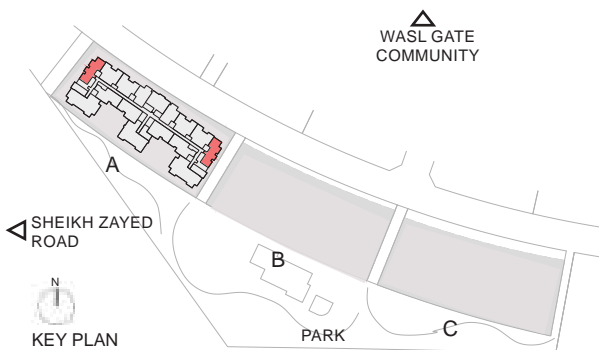


2 Bed - Type D1		
	SQFt	SQM
Apartment Area	1126.12	104.62
Balcony Area	70.07	6.51
Total Area	1196.19	111.13

Building	Level
A	1,2,3,4,5

SOUTH GARDEN - BUILDING A

UNIT LAYOUT - 2 BEDROOM TYPE E

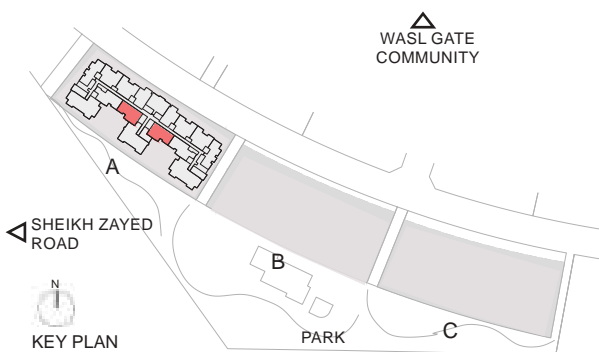


2 Bed - Type E		
	SQ FT	SQM
Apartment Area	1093.94	101.63
Balcony Area	59.52	5.53
Total Area	1153.46	107.16

Building	Level
A	1,2,3,4,5,6,7,8,9,10,11,12

SOUTH GARDEN - BUILDING A

UNIT LAYOUT - 2 BEDROOM TYPE F

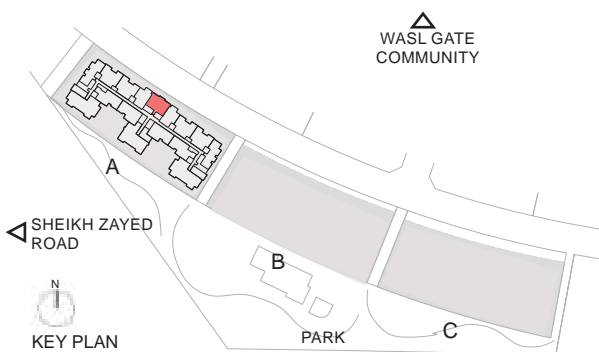


2 Bed - Type F		
	SQF	SQM
Apartment Area	1147.75	106.63
Balcony Area	41.33	3.84
Total Area	1189.09	110.47

Building	Level
A	1,2,3,4,5,6,7,8,9,10

SOUTH GARDEN - BUILDING A

UNIT LAYOUT - 2 BEDROOM TYPE G



2 Bed - Type G		
	SQFT	SQM
Apartment Area	1110.83	103.20
Balcony Area	66.63	6.19
Total Area	1177.46	109.39

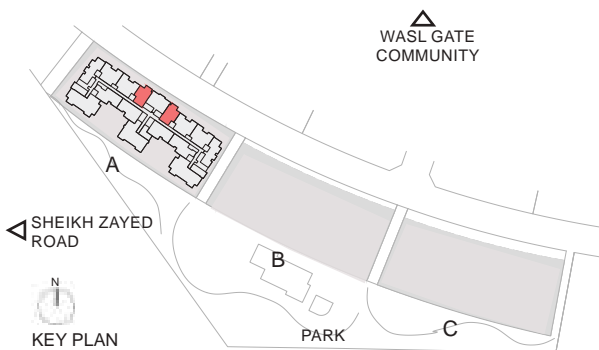
Building	Level
A	1,2,3,4,5,6,7,8,9,10,11,12

UNIT PLANS

1 BEDROOM

SOUTH GARDEN - BUILDING A

UNIT LAYOUT - 1 BEDROOM TYPE A

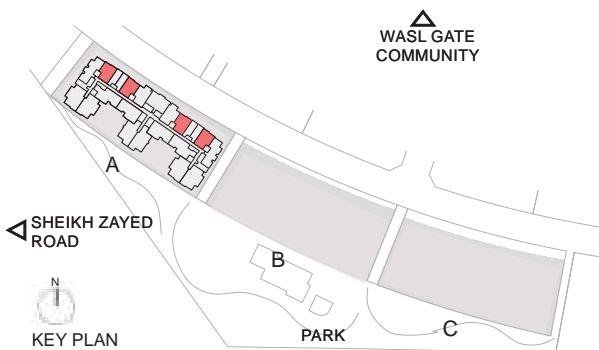
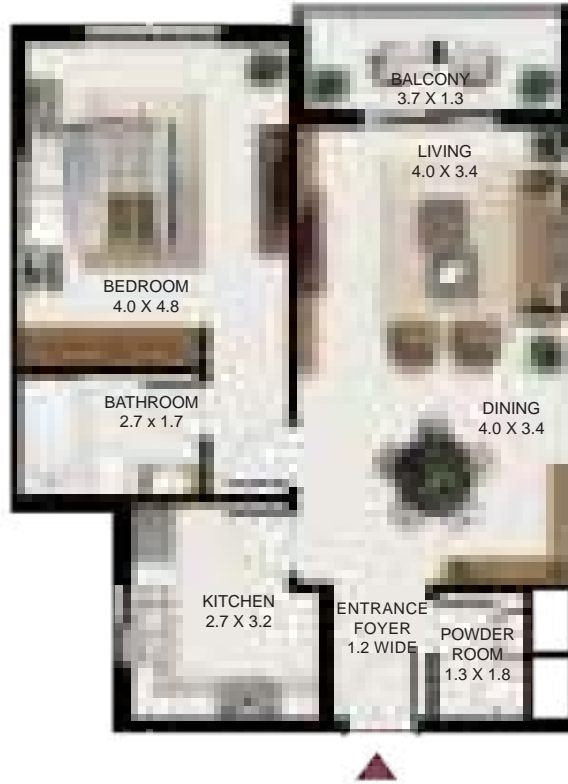


1 Bed - Type A		
	SQFT	SQM
Apartment Area	866.28	80.48
Balcony Area	77.72	7.22
Total Area	943.99	87.70

Building	Level
A	1,2,3,4,5,6,7,8,9,10,11,12

SOUTH GARDEN - BUILDING A

UNIT LAYOUT - 1 BEDROOM TYPE B

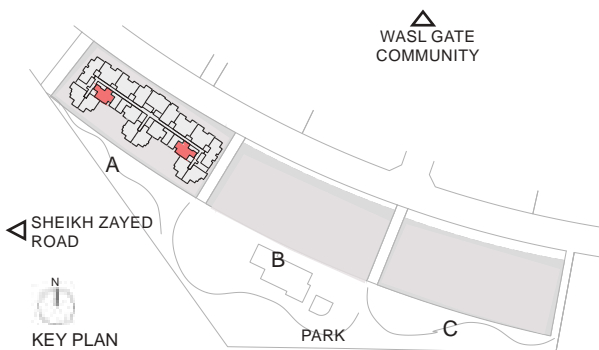
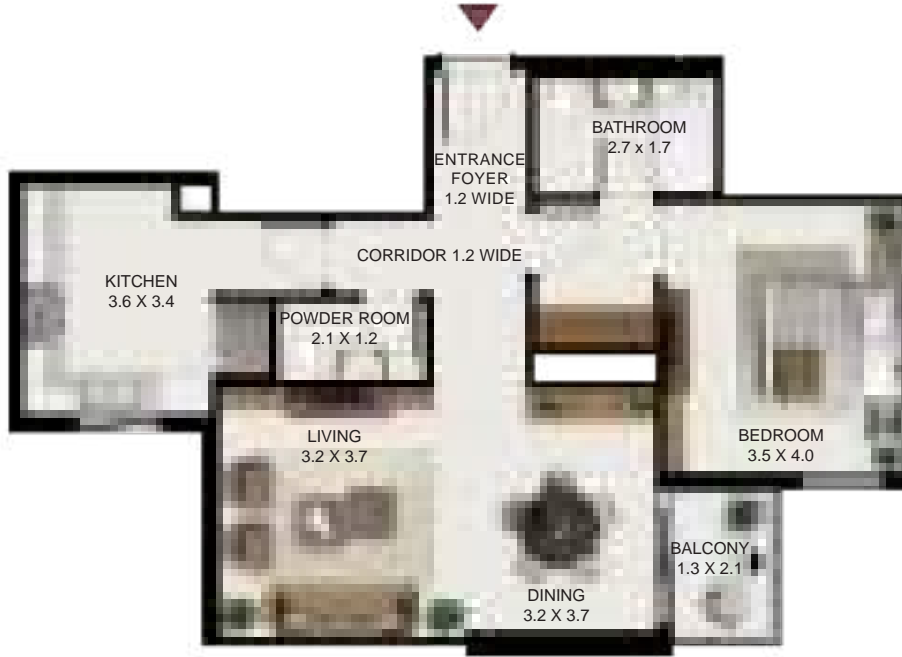


1 Bed - Type B		
	SQ FT	SQ M
Apartment Area	788.24	73.23
Balcony Area	69.75	6.48
Total Area	857.99	79.71

Building	Level
A	1,2,3,4,5

SOUTH GARDEN - BUILDING A

UNIT LAYOUT - 1 BEDROOM TYPE C



1 Bed - Type C		
	SQFT	SQM
Apartment Area	827.53	76.88
Balcony Area	41.33	3.84
Total Area	868.86	80.72

Building	Level
A	11,12

SOUTH GARDEN - BUILDING A

UNIT LAYOUT - 1 BEDROOM TYPE D

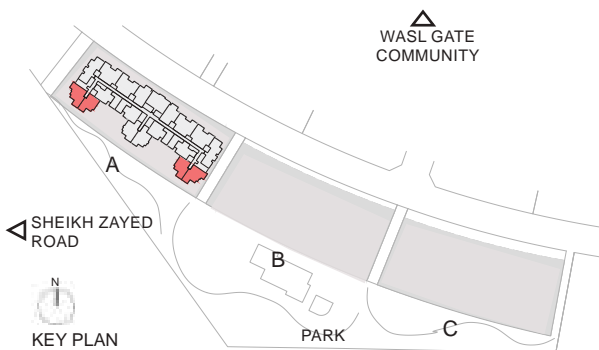



1 Bed - Type D		
	SQF	SQM
Apartment Area	784.69	72.90
Balcony Area	279.75	25.99
Total Area	1064.44	98.89

Building	Level
A	11,12

SOUTH GARDEN - BUILDING A

UNIT LAYOUT - 1 BEDROOM TYPE D1

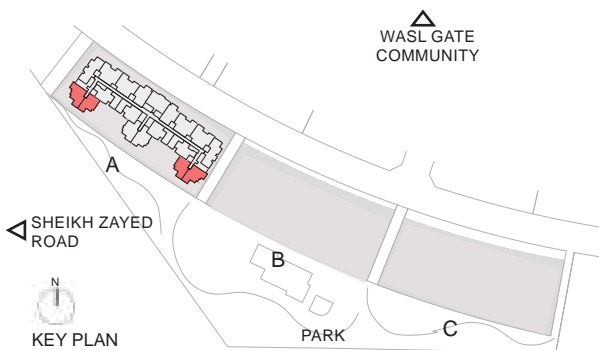



1 Bed - Type D1		
	SQ FT	SQM
Apartment Area	783.29	72.77
Balcony Area	177.93	16.53
Total Area	961.22	89.30

Building	Level
A	11

SOUTH GARDEN - BUILDING A

UNIT LAYOUT - 1 BEDROOM TYPE D2

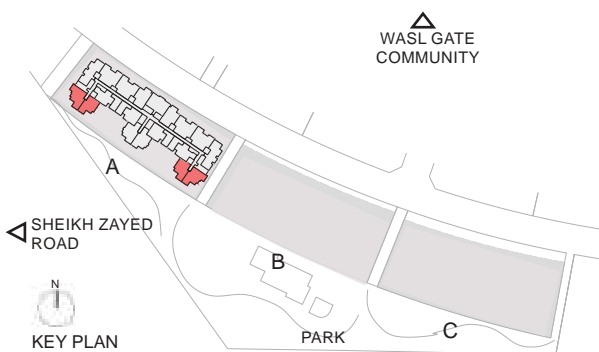


1 Bed - Type D2		
	SQ FT	SQM
Apartment Area	783.29	72.77
Balcony Area	56.73	5.27
Total Area	840.01	78.04

Building	Level
A	12

SOUTH GARDEN - BUILDING A

UNIT LAYOUT - 1 BEDROOM TYPE D3



1 Bed - Type D3		
	SQ FT	SQM
Apartment Area	784.69	72.90
Balcony Area	158.55	14.73
Total Area	943.24	87.63

Building	Level
A	12

SOUTH GARDEN - BUILDING A

UNIT LAYOUT - 1 BEDROOM TYPE E

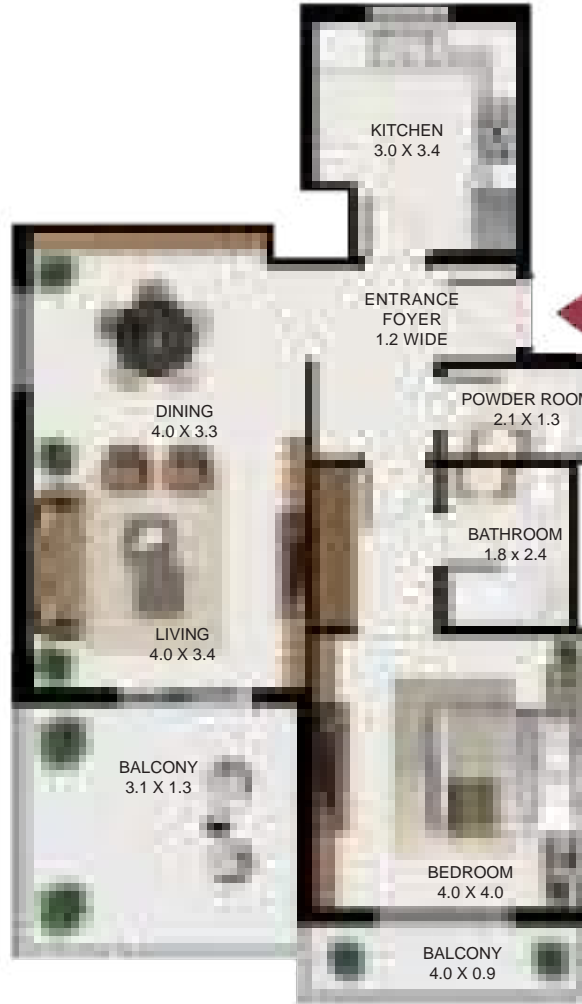


1 Bed - Type E		
	SQF	SQM
Apartment Area	846.26	78.62
Balcony Area	228.52	21.23
Total Area	1074.78	99.85

Building	Level
A	11

SOUTH GARDEN - BUILDING A

UNIT LAYOUT - 1 BEDROOM TYPE E1



1 Bed - Type E1		
	SQFt	SQM
Apartment Area	857.56	79.67
Balcony Area	228.52	21.23
Total Area	1086.08	100.90

Building	Level
A	11

SOUTH GARDEN - BUILDING A

UNIT LAYOUT - 1 BEDROOM TYPE E2



1 Bed - Type E2		
	SQFt	SQM
Apartment Area	857.56	79.67
Balcony Area	109.79	10.20
Total Area	967.35	89.87

Building	Level
A	12

SOUTH GARDEN - BUILDING A

UNIT LAYOUT - 1 BEDROOM TYPE E3

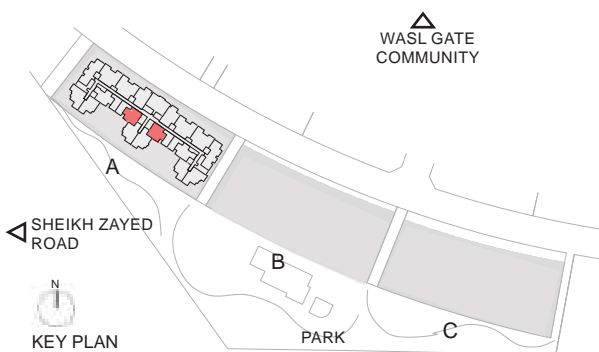


1 Bed - Type E3		
	SQ FT	SQM
Apartment Area	846.26	78.62
Balcony Area	109.79	10.20
Total Area	956.05	88.82

Building	Level
A	12

SOUTH GARDEN - BUILDING A

UNIT LAYOUT - 1 BEDROOM TYPE F



1 Bed - Type F		
	SQ Ft	SQM
Apartment Area	783.07	72.75
Balcony Area	41.23	3.83
Total Area	824.30	76.58

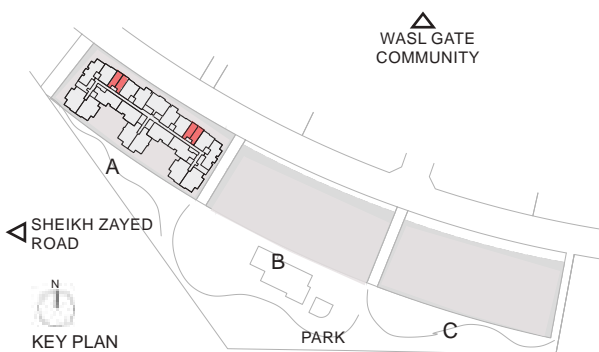
Building	Level
A	11,12

UNIT PLANS

STUDIO

SOUTH GARDEN - BUILDING A

UNIT LAYOUT - STUDIO TYPE A

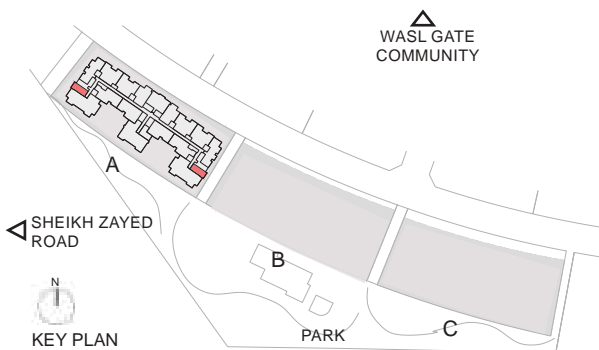



Studio - Type A		
	SQ FT	SQM
Apartment Area	438.31	40.72
Balcony Area	0.00	0.00
Total Area	438.31	40.72

Building	Level
A	1,2,3,4,5

SOUTH GARDEN - BUILDING A

UNIT LAYOUT - STUDIO TYPE B

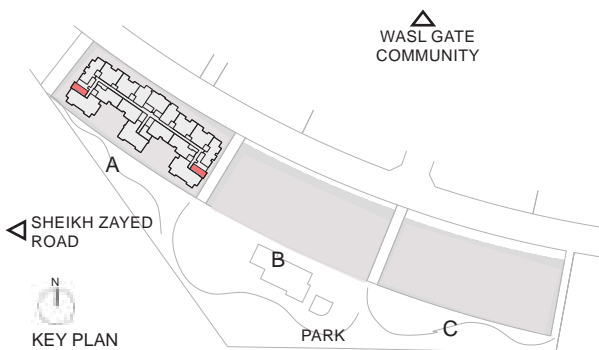


Studio - Type B		
	SQ FT	SQM
Apartment Area	400.20	37.18
Balcony Area	108.18	10.05
Total Area	508.38	47.23

Building	Level
A	6

SOUTH GARDEN - BUILDING A

UNIT LAYOUT - STUDIO TYPE B1

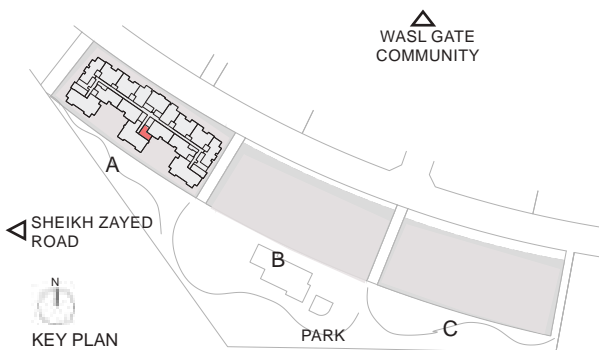



Studio - Type B1		
	SQ FT	SQ M
Apartment Area	399.13	37.08
Balcony Area	0.00	0.00
Total Area	399.13	37.08

Building	Level
A	7,8,9,10

SOUTH GARDEN - BUILDING A

UNIT LAYOUT - STUDIO TYPE C

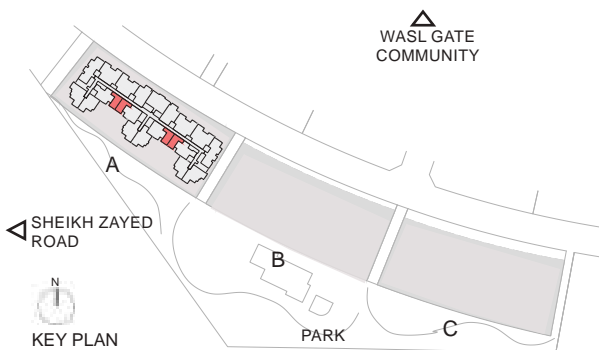


Studio - Type C		
	SQ FT	SQ M
Apartment Area	412.47	38.32
Balcony Area	0.00	0.00
Total Area	412.47	38.32

Building	Level
A	6,7,8,9,10

SOUTH GARDEN - BUILDING A

UNIT LAYOUT - STUDIO TYPE D



Studio - Type D		
	SQ FT	SQM
Apartment Area	410.00	38.09
Balcony Area	0.00	0.00
Total Area	410.00	38.09

Building	Level
A	11,12