

CENTRAL PARK

CITY WALK

LAUREL - FLOOR PLANS




1 BEDROOM APARTMENT TYPE A.1



UNIT NO.	SUITE AREA		BALCONY AREA		TOTAL AREA	
	SQM	SQFT	SQM	SQFT	SQM	SQFT
106	63.07	678.34	3.85	413.61	70.87	748.95
107	63.08	678.99	3.80	407.16	70.87	748.36

UNITS DENOTED AS '10' ARE MIRRORED IN REALITY FROM WHAT IS SHOWN ON THE PLAN


1 BEDROOM APARTMENT TYPE A.2, A.3, A.4



UNIT NO.	SUITE AREA		BALCONY AREA		TOTAL AREA	
	SQM	SQFT	SQM	SQFT	SQM	SQFT
107	63.04	677.17	3.89	417.04	70.75	748.21
108	63.04	677.17	3.91	417.25	70.75	748.42
109	64.04	689.32	3.92	417.47	70.87	760.29
110	63.84	687.17	3.90	417.15	70.74	748.31

UNITS DENOTED AS '10' ARE MIRRORED IN REALITY FROM WHAT IS SHOWN ON THE PLAN


1 BEDROOM APARTMENT TYPE A.5



UNIT NO.	SUITE AREA		BALCONY AREA		TOTAL AREA	
	SQM	SQFT	SQM	SQFT	SQM	SQFT
701 905 1001	63.02	678.34	6.00	64.58	69.02	742.93
702 406 506	63.02	678.34	5.90	63.51	68.92	741.85
703 900 1000	63.08	679.99	6.00	64.58	69.08	743.52
704 401 501	63.08	679.99	5.90	63.51	68.98	742.49
705 905	63.02	678.34	5.91	63.61	68.93	741.96
706 400	63.08	679.99	5.91	63.61	69.09	742.60

UNITS DENOTED AS 'M' ARE MIRRORED IN REALITY FROM WHAT IS SHOWN ON THE PLAN

1 BEDROOM APARTMENT TYPE A.6, A.7, A.8



UNIT NO.	SUITE AREA		BALCONY AREA		TOTAL AREA	
	SQM	SQFT	SQM	SQFT	SQM	SQFT
208 210 308	63.84	682.17	6.09	65.35	69.93	752.22
301 408 410						
308 510 608						
401 707 709						
407 809 907						
900 1007 1009						
1003 203 303						
407 507 607						
701 800 906						
1006 106						
209 309 409	64.04	689.31	6.09	65.35	70.11	754.87
509 609 708						
808 908 1008						
1018						

UNITS DENOTED AS 'M' ARE MIRRORED IN REALITY FROM WHAT IS SHOWN ON THE PLAN

1 BEDROOM APARTMENT TYPE B.1



UNIT NO.	SUITE AREA		BALCONY AREA		TOTAL AREA	
	SQM	SQFT	SQM	SQFT	SQM	SQFT
101	68.83	740.77	5.25	570.61	74.08	801.38

UNITS DENOTED AS 'M' ARE MIRRORED IN REALITY FROM WHAT IS SHOWN ON THE PLAN


1 BEDROOM APARTMENT TYPE B.2, B.3



UNIT NO.	SUITE AREA		BALCONY AREA		TOTAL AREA	
	SQM	SQFT	SQM	SQFT	SQM	SQFT
102 104 103	69.55	746.70	5.25	571.04	74.80	821.54

UNITS DENOTED AS 'M' ARE MIRRORED IN REALITY FROM WHAT IS SHOWN ON THE PLAN

1 BEDROOM APARTMENT TYPE B.4




UNIT NO.	SUITE AREA		BALCONY AREA		TOTAL AREA	
	SQM	SQFT	SQM	SQFT	SQM	SQFT
305	68.01	740.66	5.30	63.51	74.27	804.97
305 405 505	68.02	740.77	5.30	63.51	74.27	804.28
304 804	68.01	740.66	5.30	63.51	74.27	804.28
304 1004 204	68.01	740.66	0.00	64.58	74.81	805.25

UNITS DENOTED AS 'M' ARE MIRRORED IN REALITY FROM WHAT IS SHOWN ON THE PLAN



1 BEDROOM APARTMENT TYPE B.5, B.6, B.7



UNIT NO.	SUITE AREA		BALCONY AREA		TOTAL AREA	
	SQM	SQFT	SQM	SQFT	SQM	SQFT
303 403 503	69.51	748.20	6.09	69.55	25.60	813.75
304 404 504						
303 1003 203						
304 203 303						
302 302 602						
304 804 904						
1014 702						

UNITS DENOTED AS 'M' ARE MIRRORED IN REALITY FROM WHAT IS SHOWN ON THE PLAN



2 BEDROOM APARTMENT TYPE A.1



UNIT NO	SUITE AREA		BALCONY AREA		TOTAL AREA	
	SQM	SQFT	SQM	SQFT	SQM	SQFT
111	19.84	1,819.95	54.10	583.79	174.02	1,725.14

UNITS DENOTED AS 'M' ARE MIRRORED IN REALITY FROM WHAT IS SHOWN ON THE PLAN

2 BEDROOM APARTMENT TYPE A.2, A.3



UNIT NO	SUITE AREA		BALCONY AREA		TOTAL AREA			
	SQM	SQFT	SQM	SQFT	SQM	SQFT		
217	317	417	19.84	1,819.95	12.00	129.17	31.84	1,491.0
317	317	417	19.83	1,819.84	12.00	129.17	31.83	1,491.01
716	316	414	19.89	1,819.43	12.00	129.17	31.89	1,491.65
1016	316	414	19.81	1,795.01	11.74	126.37	31.55	1,421.37
225	321	421	19.70	1,791.30	12.00	129.17	31.70	1,421.17
325	325	425	19.83	1,819.84	12.00	129.17	31.83	1,491.77

UNITS DENOTED AS 'M' ARE MIRRORED IN REALITY FROM WHAT IS SHOWN ON THE PLAN



2 BEDROOM APARTMENT TYPE B.1

CENTRAL
PARK
CITY WALK
LAUREL



UNIT NO.	SUITE AREA		BALCONY AREA		TOTAL AREA	
	SQM	SQFT	SQM	SQFT	SQM	SQFT
101	106.53	1141.68	17.84	192.03	124.37	1333.71

UNITS DENOTED AS 'M' ARE MIRRORED IN REALITY FROM WHAT IS SHOWN ON THE PLAN

2 BEDROOM APARTMENT TYPE B.2, B.3

CENTRAL
PARK
CITY WALK
LAUREL



UNIT NO.	SUITE AREA		BALCONY AREA		TOTAL AREA	
	SQM	SQFT	SQM	SQFT	SQM	SQFT
104	105.01	1130.52	38.88	420.48	143.89	1551.00
103	105.01	1130.52	38.88	420.48	143.89	1551.00

UNITS DENOTED AS 'M' ARE MIRRORED IN REALITY FROM WHAT IS SHOWN ON THE PLAN




LEVEL 1



LEVEL 1

2 BEDROOM APARTMENT TYPE B.4, B.5, B.6



UNIT NO	SUITE AREA		BALCONY AREA		TOTAL AREA	
	SQM	SQFT	SQM	SQFT	SQM	SQFT
201 701 801	104.53	1,146.68	6.09	65.55	110.62	1,212.23
301 401 501	106.50	1,146.36	6.09	65.55	112.58	1,258.91
214	106.00	1,141.99	6.09	65.55	112.11	1,254.14
314	104.01	1,141.08	6.00	65.55	110.10	1,251.63
313	105.02	1,130.43	6.09	65.55	111.11	1,246.59
712	105.01	1,130.32	6.09	65.55	111.10	1,246.47

UNITS DENOTED AS "M" ARE MIRRORED IN REALITY FROM WHAT IS SHOWN ON THE PLAN



2 BEDROOM APARTMENT TYPE C.1, C.2




UNIT NO	SUITE AREA		BALCONY AREA		TOTAL AREA	
	SQM	SQFT	SQM	SQFT	SQM	SQFT
301	104.54	1,125.26	60.09	631.09	164.63	1,786.35
302	104.73	1,127.30	60.28	633.36	165.01	1,790.66

UNITS DENOTED AS "M" ARE MIRRORED IN REALITY FROM WHAT IS SHOWN ON THE PLAN




2 BEDROOM APARTMENT TYPE C.3



UNIT NO.	SUITE AREA		BALCONY AREA		TOTAL AREA	
	SQM	SQFT	SQM	SQFT	SQM	SQFT
206 210 416	104.54	1,125.26	6.09	65.95	110.63	1,191.21
207 202 203 204 205	104.73	1,127.30	6.19	66.95	110.92	1,194.25

UNITS DENOTED AS 'M' ARE MIRRORED IN REALITY FROM WHAT IS SHOWN ON THE PLAN

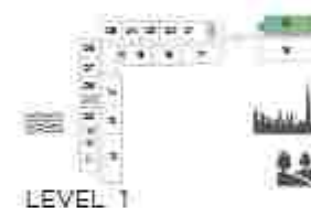
2 BEDROOM APARTMENT TYPE C.4, C.5



UNIT NO.	SUITE AREA		BALCONY AREA		TOTAL AREA	
	SQM	SQFT	SQM	SQFT	SQM	SQFT
218 211 415	104.60	1,125.31	12.03	129.49	116.63	1,254.80
202 203 204 205 206	104.64	1,126.34	12.29	131.21	116.93	1,257.55

UNITS DENOTED AS 'M' ARE MIRRORED IN REALITY FROM WHAT IS SHOWN ON THE PLAN

3 BEDROOM APARTMENT TYPE A.1



UNIT NO.	SUITE AREA		BALCONY AREA		TOTAL AREA	
	SQM	SQFT	SQM	SQFT	SQM	SQFT
01	177.82	1914.04	81.35	875.64	259.17	2,789.68

UNITS DENOTED AS 'M' ARE MIRRORED IN REALITY FROM WHAT IS SHOWN ON THE PLAN

3 BEDROOM APARTMENT TYPE A.2



UNIT NO.	SUITE AREA		BALCONY AREA		TOTAL AREA	
	SQM	SQFT	SQM	SQFT	SQM	SQFT
02	177.30	1,908.29	106.12	1,142.27	283.42	3,048.55

UNITS DENOTED AS 'M' ARE MIRRORED IN REALITY FROM WHAT IS SHOWN ON THE PLAN

3 BEDROOM APARTMENT TYPE A.3



3 BEDROOM APARTMENT TYPE A.4



UNIT NO.	SUITE AREA		BALCONY AREA		TOTAL AREA			
	SQM	SQFT	SQM	SQFT	SQM	SQFT		
220	177.82	1,914.04	35.18	376.78	213.01	2,290.82		
320	470	520	177.82	1,914.04	35.22	376.30	213.04	2,295.34
620	719	819						

UNITS DENOTED AS "M" ARE MIRRORED IN REALITY FROM WHAT IS SHOWN ON THE PLAN

UNIT NO.	SUITE AREA		BALCONY AREA		TOTAL AREA			
	SQM	SQFT	SQM	SQFT	SQM	SQFT		
320	177.10	1,906.29	46.90	504.83	224.00	2,411.12		
620	470	520	177.10	1,906.29	32.39	348.84	309.49	2,254.83
820	719	819	177.10	1,906.29	32.40	348.75	309.50	2,255.04

UNITS DENOTED AS "M" ARE MIRRORED IN REALITY FROM WHAT IS SHOWN ON THE PLAN

3 BEDROOM APARTMENT TYPE B.1



3 BEDROOM APARTMENT TYPE B.1

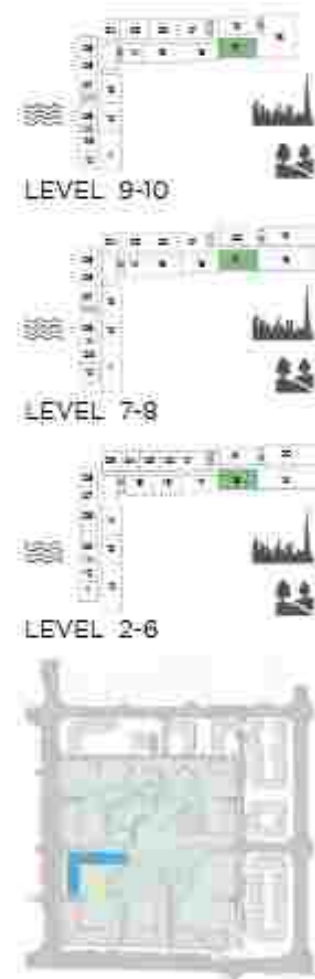


UNITS DENOTED AS "11" ARE MIRRORED IN REALITY FROM WHAT IS SHOWN ON THE PLAN



UNITS DENOTED AS "11" ARE MIRRORED IN REALITY FROM WHAT IS SHOWN ON THE PLAN

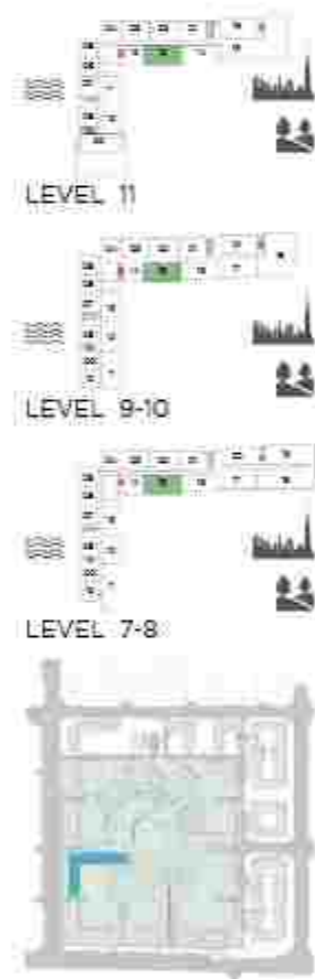
3 BEDROOM APARTMENT TYPE C.1



UNIT NO.	SUITE AREA		BALCONY AREA		TOTAL AREA	
	SQM	SGFT	SQM	SGFT	SQM	SGFT
295 296 495	141.63	1524.89	12.35	130.57	153.98	1678.86

UNITS DENOTED AS "M" ARE MIRRORED IN REALITY FROM WHAT IS SHOWN ON THE PLAN

3 BEDROOM APARTMENT TYPE D.1



UNIT NO.	SUITE AREA		BALCONY AREA		TOTAL AREA	
	SQM	SGFT	SQM	SGFT	SQM	SGFT
795 895 1095	141.63	1524.89	12.04	129.60	153.67	1678.56

UNITS DENOTED AS "M" ARE MIRRORED IN REALITY FROM WHAT IS SHOWN ON THE PLAN

3 BEDROOM APARTMENT TYPE E.1



3 BEDROOM APARTMENT TYPE E.2



UNIT NO	SUITE AREA		BALCONY AREA		TOTAL AREA	
	SQM	SQFT	SQM	SQFT	SQM	SQFT
901	140.94	1517.07	83.80	899.86	224.74	2,416.93

UNITS DENOTED AS "H" ARE MIRRORED IN REALITY FROM WHAT IS SHOWN ON THE PLAN



UNIT NO	SUITE AREA		BALCONY AREA		TOTAL AREA	
	SQM	SQFT	SQM	SQFT	SQM	SQFT
1001	140.94	1517.07	20.30	216.35	161.24	1,733.42

UNITS DENOTED AS "H" ARE MIRRORED IN REALITY FROM WHAT IS SHOWN ON THE PLAN

4 BEDROOM APARTMENT TYPE A.1



4 BEDROOM APARTMENT TYPE A.2



UNIT NO.	SUITE AREA		BALCONY AREA		TOTAL AREA	
	SQM	SQFT	SQM	SQFT	SQM	SQFT
201	225.01	2,409.07	79.76	854.44	303.78	3,263.51

UNITS DENOTED AS "M" ARE MIRRORED IN REALITY FROM WHAT IS SHOWN ON THE PLAN



UNIT NO.	SUITE AREA		BALCONY AREA		TOTAL AREA	
	SQM	SQFT	SQM	SQFT	SQM	SQFT
202	225.01	2,409.07	80.09	849.93	304.90	3,259.00
203	225.01	2,409.07	80.09	849.93	304.90	3,259.00

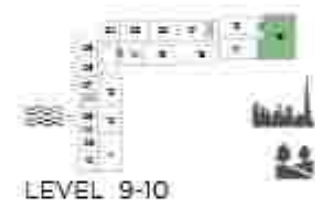
UNITS DENOTED AS "M" ARE MIRRORED IN REALITY FROM WHAT IS SHOWN ON THE PLAN

PENTHOUSE APARTMENT TYPE A



UNIT NO.	SUITE AREA		BALCONY AREA		TOTAL AREA	
	SQM	SQFT	SQM	SQFT	SQM	SQFT
001	476.75	5,132.12	377.07	4,056.75	853.86	9,908.87

UNITS DENOTED AS "1" ARE MIRRORED IN REALITY FROM WHAT IS SHOWN ON THE PLAN



PENTHOUSE APARTMENT TYPE A



UNIT NO.	SUITE AREA		BALCONY AREA		TOTAL AREA	
	SQM	SQFT	SQM	SQFT	SQM	SQFT
001	476.75	5,132.12	377.07	4,056.75	853.86	9,908.87

UNITS DENOTED AS "1" ARE MIRRORED IN REALITY FROM WHAT IS SHOWN ON THE PLAN

