



AVELIA

THE VALLEY

FLOOR PLANS

EMAAR



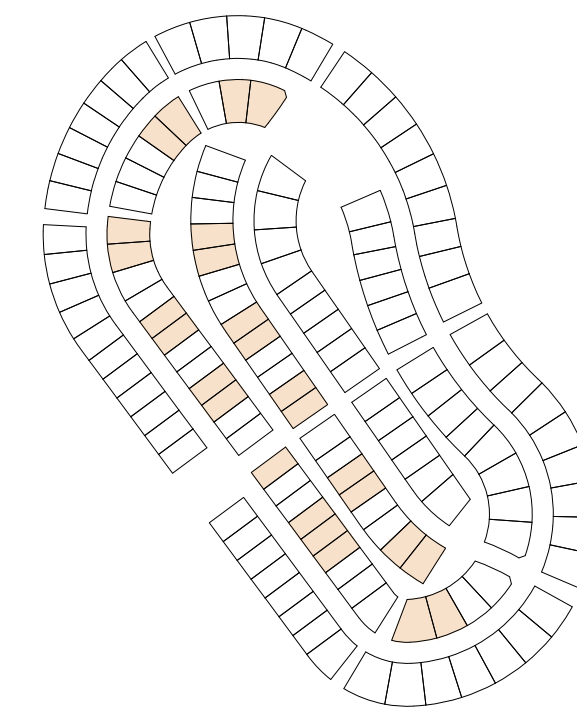
# AVELIA

THE VALLEY

TYPE A  
4 BEDROOM

UNIT	TOTAL AREA	
	AREA (SQFT)	AREA (SQM)
4BED		
SUITE AREA	3481.58 SQFT	323.45 SQM
PARKING	373.40 SQFT	34.69 SQM
BALCONY AREA	406.88 SQFT	37.80 SQM
ENTRANCE/TERRACE	72.87 SQFT	6.77 SQM
BUILT UP AREA	4334.73 SQFT	402.71 SQM

KEY PLAN



GROUND FLOOR



FIRST FLOOR



SECOND FLOOR

FLOOR PLAN 1. All dimensions are in imperial and metric, and measured from finish to finish excluding construction tolerances. 2. All materials, dimensions, and drawings are approximate only. 3. Information is subject to change without notice, at developer's absolute discretion. 4. Actual area may vary from the stated area. 5. Drawings not to scale. 6. All images used are for illustrative purposes only and do not represent the actual size, features, specifications, fittings, and furnishings. 7. The developer reserves the right to make revisions / alterations, at it's absolute discretion, without any liability whatsoever.

EMAAR



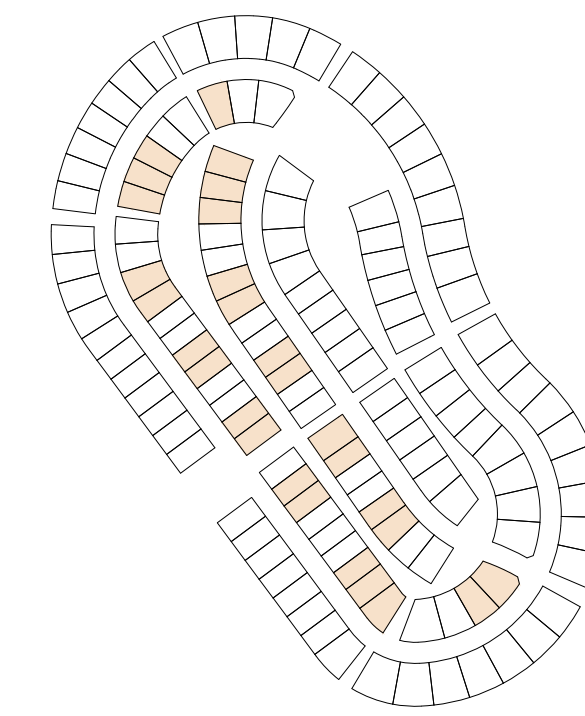
# AVELIA

THE VALLEY

TYPE B  
4 BEDROOM

UNIT	TOTAL AREA	
	AREA (SQFT)	AREA (SQM)
4BED		
SUITE AREA	3471.14 SQFT	322.48 SQM
PARKING	372.97 SQFT	34.65 SQM
BALCONY AREA	440.35 SQFT	40.91 SQM
ENTRANCE/TERRACE	71.26 SQFT	6.62 SQM
BUILT UP AREA	4355.72 SQFT	404.66 SQM

KEY PLAN



GROUND FLOOR



FIRST FLOOR



SECOND FLOOR

FLOOR PLAN 1. All dimensions are in imperial and metric, and measured from finish to finish excluding construction tolerances. 2. All materials, dimensions, and drawings are approximate only. 3. Information is subject to change without notice, at developer's absolute discretion. 4. Actual area may vary from the stated area. 5. Drawings not to scale. 6. All images used are for illustrative purposes only and do not represent the actual size, features, specifications, fittings, and furnishings. 7. The developer reserves the right to make revisions / alterations, at it's absolute discretion, without any liability whatsoever.

EMAAR



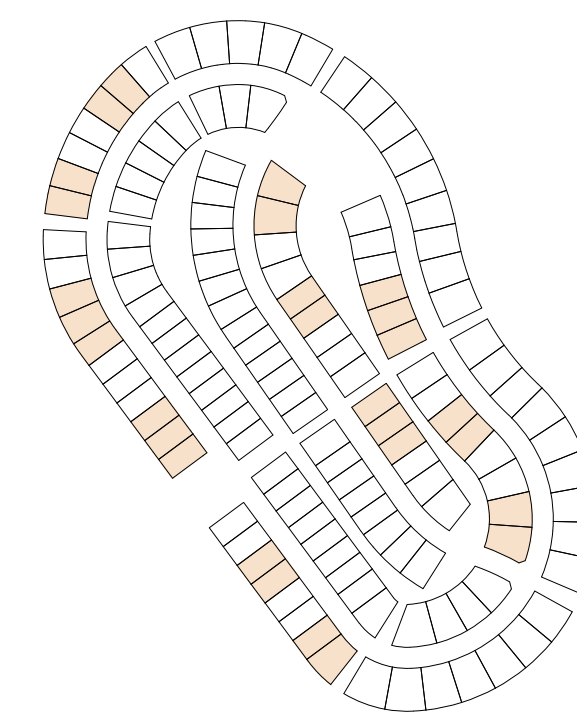
# AVELIA

THE VALLEY

TYPE A  
5 BEDROOM MEDIUM

UNIT	TOTAL AREA	
5BED MEDIUM	AREA (SQFT)	AREA (SQM)
SUITE AREA	4311.16 SQFT	400.52 SQM
PARKING	474.80 SQFT	44.11 SQM
BALCONY AREA	723.76 SQFT	67.24 SQM
ENTRANCE/TERRACE	160.17 SQFT	14.88 SQM
BUILT UP AREA	5669.88 SQFT	526.75 SQM

KEY PLAN



GROUND FLOOR



FIRST FLOOR



SECOND FLOOR

FLOOR PLAN 1. All dimensions are in imperial and metric, and measured from finish to finish excluding construction tolerances. 2. All materials, dimensions, and drawings are approximate only. 3. Information is subject to change without notice, at developer's absolute discretion. 4. Actual area may vary from the stated area. 5. Drawings not to scale. 6. All images used are for illustrative purposes only and do not represent the actual size, features, specifications, fittings, and furnishings. 7. The developer reserves the right to make revisions / alterations, at it's absolute discretion, without any liability whatsoever.

EMAAR



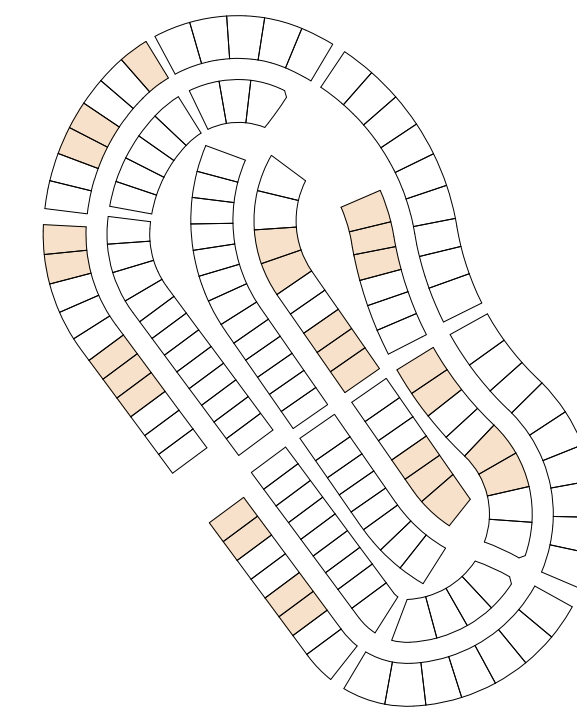
# AVELIA

THE VALLEY

**TYPE B**  
5 BEDROOM MEDIUM

UNIT	TOTAL AREA	
5BED MEDIUM	AREA (SQFT)	AREA (SQM)
SUITE AREA	4292.97 SQFT	398.83 SQM
PARKING	474.80 SQFT	44.11 SQM
BALCONY AREA	699.12 SQFT	64.95 SQM
ENTRANCE/TERRACE	172.55 SQFT	16.03 SQM
BUILT UP AREA	5639.42 SQFT	523.92 SQM

KEY PLAN



GROUND FLOOR



FIRST FLOOR



SECOND FLOOR

FLOOR PLAN 1. All dimensions are in imperial and metric, and measured from finish to finish excluding construction tolerances. 2. All materials, dimensions, and drawings are approximate only. 3. Information is subject to change without notice, at developer's absolute discretion. 4. Actual area may vary from the stated area. 5. Drawings not to scale. 6. All images used are for illustrative purposes only and do not represent the actual size, features, specifications, fittings, and furnishings. 7. The developer reserves the right to make revisions / alterations, at it's absolute discretion, without any liability whatsoever.

EMAAR



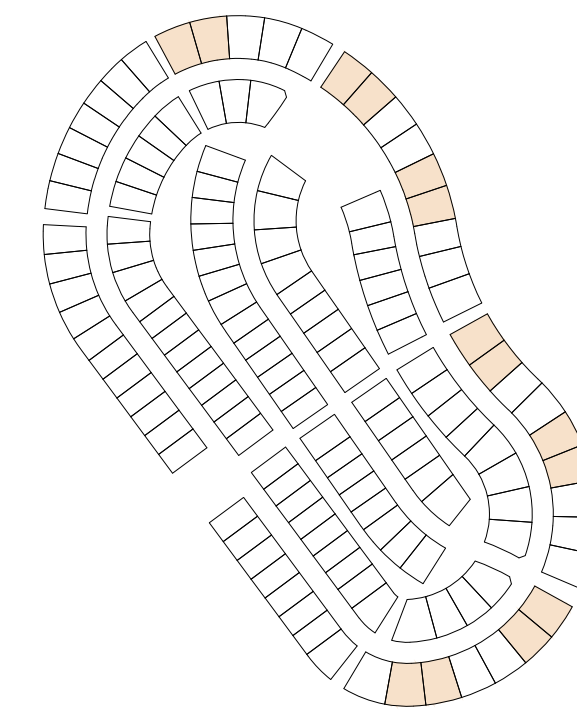
# AVELIA

THE VALLEY

TYPE A  
5 BEDROOM PREMIUM

UNIT	TOTAL AREA	
5BED PREMIUM	AREA (SQFT)	AREA (SQM)
SUITE AREA	6052 SQFT	562.25 SQM
PARKING	492.56 SQFT	45.76 SQM
BALCONY AREA	1183.81 SQFT	109.98 SQM
ENTRANCE/TERRACE	0 SQFT	0 SQM
BUILT UP AREA	7728.37 SQFT	717.99 SQM

KEY PLAN



GROUND FLOOR



FIRST FLOOR



SECOND FLOOR

FLOOR PLAN 1. All dimensions are in imperial and metric, and measured from finish to finish excluding construction tolerances. 2. All materials, dimensions, and drawings are approximate only. 3. Information is subject to change without notice, at developer's absolute discretion. 4. Actual area may vary from the stated area. 5. Drawings not to scale. 6. All images used are for illustrative purposes only and do not represent the actual size, features, specifications, fittings, and furnishings. 7. The developer reserves the right to make revisions / alterations, at it's absolute discretion, without any liability whatsoever.

EMAAR



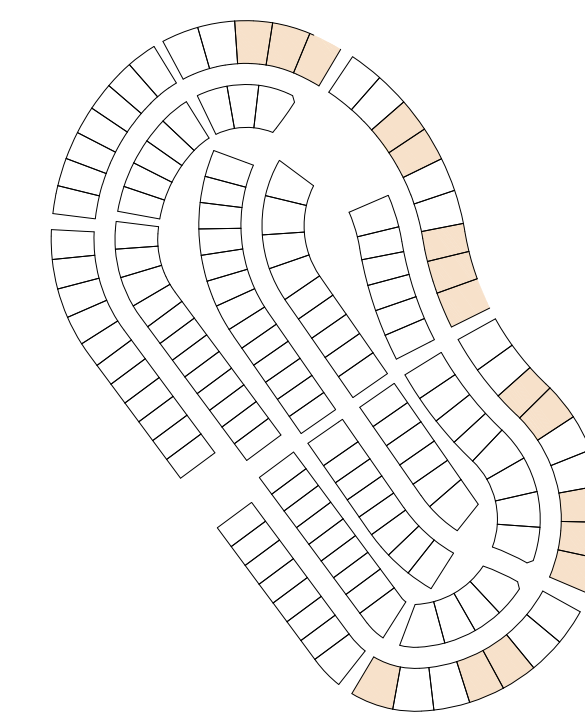
# AVELIA

THE VALLEY

**TYPE B**  
5 BEDROOM PREMIUM

UNIT	TOTAL AREA	
5BED PREMIUM	AREA (SQFT)	AREA (SQM)
SUITE AREA	6073.53 SQFT	564.25 SQM
PARKING	510.32 SQFT	47.41 SQM
BALCONY AREA	1323.31 SQFT	122.94 SQM
ENTRANCE/TERRACE	63.08 SQFT	5.86 SQM
BUILT UP AREA	7970.24 SQFT	740.46 SQM

KEY PLAN



GROUND FLOOR



FIRST FLOOR



SECOND FLOOR

FLOOR PLAN 1. All dimensions are in imperial and metric, and measured from finish to finish excluding construction tolerances. 2. All materials, dimensions, and drawings are approximate only. 3. Information is subject to change without notice, at developer's absolute discretion. 4. Actual area may vary from the stated area. 5. Drawings not to scale. 6. All images used are for illustrative purposes only and do not represent the actual size, features, specifications, fittings, and furnishings. 7. The developer reserves the right to make revisions / alterations, at it's absolute discretion, without any liability whatsoever.

EMAAR