

FLOOR PLANS

Greenway 2

EMAAR SOUTH

EMAAR

FACADE STYLE 1

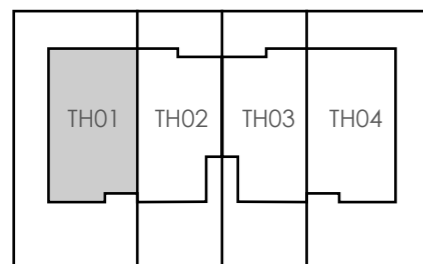
Greenway 2

EMAAR SOUTH

IVY STYLE 4 BEDROOM

UNIT	TOTAL AREA	
4 PLEX - TH01	2755.45 SQFT	255.99 SQM
SUITE AREA	2213.49 SQFT	205.64 SQM
GARAGE AREA	422.59 SQFT	39.26 SQM
BALCONY/TERRACE AREA	119.37 SQFT	11.09 SQM

KEY PLAN



4 PLEX



GROUND FLOOR



FIRST FLOOR

FLOOR PLAN 1. All dimensions are in imperial and metric, and measured from finish to finish excluding construction tolerances. 2. All materials, dimensions, and drawings are approximate only. 3. Information is subject to change without notice, at developer's absolute discretion. 4. Actual area may vary from the stated area. 5. Drawings not to scale. 6. All images used are for illustrative purposes only and do not represent the actual size, features, specifications, fittings, and furnishings. 7. The developer reserves the right to make revisions / alterations, at it's absolute discretion, without any liability whatsoever.

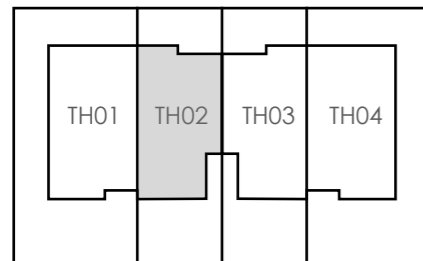
Greenway 2

EMAAR SOUTH

IVY STYLE 3 BEDROOM

UNIT	TOTAL AREA	
4 PLEX - TH02	2447.71 SQFT	227.40 SQM
SUITE AREA	1978.73 SQFT	184.16 SQM
GARAGE AREA	395.25 SQFT	36.72 SQM
BALCONY/TERRACE AREA	73.73 SQFT	6.85 SQM

KEY PLAN



4 PLEX



GROUND FLOOR



FIRST FLOOR

FLOOR PLAN 1. All dimensions are in imperial and metric, and measured from finish to finish excluding construction tolerances. 2. All materials, dimensions, and drawings are approximate only. 3. Information is subject to change without notice, at developer's absolute discretion. 4. Actual area may vary from the stated area. 5. Drawings not to scale. 6. All images used are for illustrative purposes only and do not represent the actual size, features, specifications, fittings, and furnishings. 7. The developer reserves the right to make revisions / alterations, at it's absolute discretion, without any liability whatsoever.

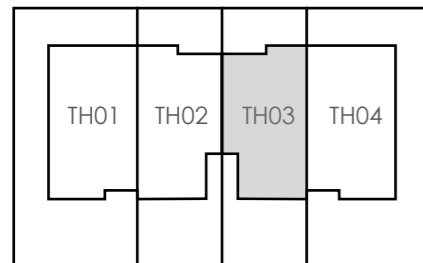
Greenway 2

EMAAR SOUTH

IVY STYLE 3 BEDROOM

UNIT	TOTAL AREA	
4 PLEX - TH03	2447.71 SQFT	227.40 SQM
SUITE AREA	1978.73 SQFT	183.83 SQM
GARAGE AREA	395.25 SQFT	36.72 SQM
BALCONY/TERRACE AREA	73.73 SQFT	6.85 SQM

KEY PLAN



4 PLEX



GROUND FLOOR



FIRST FLOOR

FLOOR PLAN 1. All dimensions are in imperial and metric, and measured from finish to finish excluding construction tolerances. 2. All materials, dimensions, and drawings are approximate only. 3. Information is subject to change without notice, at developer's absolute discretion. 4. Actual area may vary from the stated area. 5. Drawings not to scale. 6. All images used are for illustrative purposes only and do not represent the actual size, features, specifications, fittings, and furnishings. 7. The developer reserves the right to make revisions / alterations, at it's absolute discretion, without any liability whatsoever.

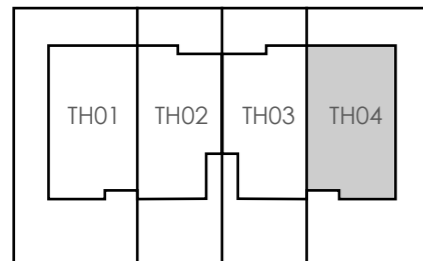
Greenway 2

EMAAR SOUTH

IVY STYLE 4 BEDROOM

UNIT	TOTAL AREA	
4 PLEX - TH04	2755.45 SQFT	255.99 SQM
SUITE AREA	2213.49 SQFT	205.64 SQM
GARAGE AREA	422.59 SQFT	39.26 SQM
BALCONY/TERRACE AREA	119.37 SQFT	11.09 SQM

KEY PLAN



4 PLEX



GROUND FLOOR



FIRST FLOOR

FLOOR PLAN 1. All dimensions are in imperial and metric, and measured from finish to finish excluding construction tolerances. 2. All materials, dimensions, and drawings are approximate only. 3. Information is subject to change without notice, at developer's absolute discretion. 4. Actual area may vary from the stated area. 5. Drawings not to scale. 6. All images used are for illustrative purposes only and do not represent the actual size, features, specifications, fittings, and furnishings. 7. The developer reserves the right to make revisions / alterations, at it's absolute discretion, without any liability whatsoever.

FACADE STYLE 3

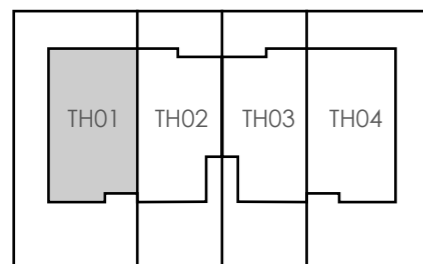
Greenway 2

EMAAR SOUTH

ILYA STYLE 4 BEDROOM

UNIT	TOTAL AREA	
4 PLEX - TH01	2753.08 SQFT	255.77 SQM
SUITE AREA	2214.03 SQFT	205.69 SQM
GARAGE AREA	422.16 SQFT	39.22 SQM
BALCONY/TERRACE AREA	116.89 SQFT	10.86 SQM

KEY PLAN



4 PLEX



GROUND FLOOR



FIRST FLOOR

FLOOR PLAN 1. All dimensions are in imperial and metric, and measured from finish to finish excluding construction tolerances. 2. All materials, dimensions, and drawings are approximate only. 3. Information is subject to change without notice, at developer's absolute discretion. 4. Actual area may vary from the stated area. 5. Drawings not to scale. 6. All images used are for illustrative purposes only and do not represent the actual size, features, specifications, fittings, and furnishings. 7. The developer reserves the right to make revisions / alterations, at it's absolute discretion, without any liability whatsoever.

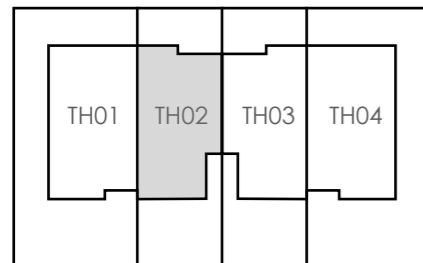
Greenway 2

EMAAR SOUTH

ILYA STYLE 3 BEDROOM

UNIT	TOTAL AREA	
4 PLEX - TH02	2446.20 SQFT	227.26 SQM
SUITE AREA	1979.16 SQFT	183.87 SQM
GARAGE AREA	395.14 SQFT	36.71 SQM
BALCONY/TERRACE AREA	71.90 SQFT	6.68 SQM

KEY PLAN



4 PLEX



GROUND FLOOR



FIRST FLOOR

FLOOR PLAN 1. All dimensions are in imperial and metric, and measured from finish to finish excluding construction tolerances. 2. All materials, dimensions, and drawings are approximate only. 3. Information is subject to change without notice, at developer's absolute discretion. 4. Actual area may vary from the stated area. 5. Drawings not to scale. 6. All images used are for illustrative purposes only and do not represent the actual size, features, specifications, fittings, and furnishings. 7. The developer reserves the right to make revisions / alterations, at it's absolute discretion, without any liability whatsoever.

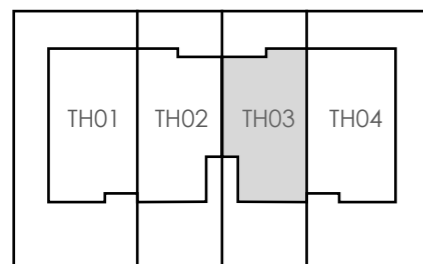
Greenway 2

EMAAR SOUTH

ILYA STYLE 3 BEDROOM

UNIT	TOTAL AREA	
4 PLEX - TH03	2446.20 SQFT	227.26 SQM
SUITE AREA	1979.16 SQFT	183.87 SQM
GARAGE AREA	395.14 SQFT	36.71 SQM
BALCONY/TERRACE AREA	71.90 SQFT	6.68 SQM

KEY PLAN



4 PLEX



GROUND FLOOR



FIRST FLOOR

FLOOR PLAN 1. All dimensions are in imperial and metric, and measured from finish to finish excluding construction tolerances. 2. All materials, dimensions, and drawings are approximate only. 3. Information is subject to change without notice, at developer's absolute discretion. 4. Actual area may vary from the stated area. 5. Drawings not to scale. 6. All images used are for illustrative purposes only and do not represent the actual size, features, specifications, fittings, and furnishings. 7. The developer reserves the right to make revisions / alterations, at it's absolute discretion, without any liability whatsoever.

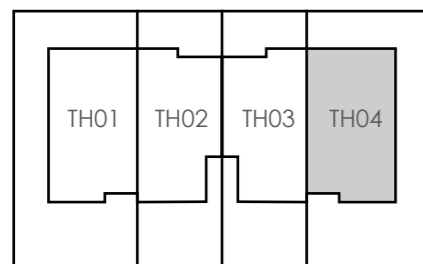
Greenway 2

EMAAR SOUTH

ILYA STYLE 4 BEDROOM

UNIT	TOTAL AREA	
4 PLEX - TH04	2753.08 SQFT	255.77 SQM
SUITE AREA	2214.03 SQFT	205.69 SQM
GARAGE AREA	422.16 SQFT	39.22 SQM
BALCONY/TERRACE AREA	116.89 SQFT	10.86 SQM

KEY PLAN



4 PLEX



GROUND FLOOR



FIRST FLOOR

FLOOR PLAN 1. All dimensions are in imperial and metric, and measured from finish to finish excluding construction tolerances. 2. All materials, dimensions, and drawings are approximate only. 3. Information is subject to change without notice, at developer's absolute discretion. 4. Actual area may vary from the stated area. 5. Drawings not to scale. 6. All images used are for illustrative purposes only and do not represent the actual size, features, specifications, fittings, and furnishings. 7. The developer reserves the right to make revisions / alterations, at it's absolute discretion, without any liability whatsoever.